








# Engadine West Public School Learning From Home – Stage ES1

Term 4 Week 1	Monday	Tuesday	Wednesday	Thursday	Friday				
<b>Task</b>	<b>Public Holiday</b>	Tick when done! <input type="checkbox"/> exercised <input type="checkbox"/> done something I enjoy <input type="checkbox"/> talked to a family member	Ask a family member to play a board game	Dance to a Go Noodle video with your family	Show gratitude. Share all the good things that happened during the week.				
<b>Morning Session</b>		<b>Spelling and Phonics Revision</b> Complete the worksheet below: <a href="https://drive.google.com/file/d/1wXszIPnhkuaBWeB5ZxNlrpVPLcltBbmF/view?usp=sharing">https://drive.google.com/file/d/1wXszIPnhkuaBWeB5ZxNlrpVPLcltBbmF/view?usp=sharing</a> <b>Optional:</b> play I spy with a family member using your sounds.	<b>Spelling and Phonics</b> <b>Focus - s /zh/</b> Listen to our sound song. <a href="https://www.youtube.com/watch?v=yM3dMF-Bxuk">https://www.youtube.com/watch?v=yM3dMF-Bxuk</a> <b>Sound Waves</b> <b>Code: spot217</b> Click on the green <b>treasure chest</b> icon with /s/ underneath. Listen to the two focus sound videos. Can you design your own treasure chest? 	<b>Spelling and Phonics</b> <b>Focus - s /zh/</b> <b>Sound Waves</b> <b>Code: spot217</b> <i>This is a ticky sound /zh/ which we use the letter s.</i> Can you hear the /zh/ sound? <table border="1" data-bbox="1377 758 1724 885"> <tr> <td>treasure</td> <td>measure</td> </tr> <tr> <td>vision</td> <td>division</td> </tr> </table> Draw a picture to represent these words.	treasure	measure	vision	division	<b>Spelling and Phonics Revision</b> Adult to read aloud: <b>Max has a box with shells in it.</b> Students are asked to write this sentence by listening. <b>Support:</b> Say the words individually after reading the entire sentence. <i>Check the correct letters for the sounds they heard.</i>
	treasure	measure							
	vision	division							
	<b>Reading</b>  Log into PM readers. Select a new text.	<b>Reading</b>  Log into PM readers. Select yesterday's text.	<b>Reading</b>  Log into PM readers. Select a new text.	<b>Reading</b>  Log into PM readers. Select yesterday's text.					
	<b>Writing</b> <b>Weekly Focus: Imaginative vs Informative Texts</b> An Imaginative Text is a piece of writing that tells a story. <b>Edward the Emu</b> is an example of an imaginative text <a href="https://bit.ly/3IJ9qja">https://bit.ly/3IJ9qja</a> Edward wanted to be a seal, a lion and a snake. Imagine you are an animal at the zoo and act it out. See if a family	<b>Writing</b> An imaginative text always has a beginning, middle and end to help the reader understand the order of events in the story. <a href="https://bit.ly/3u4XgVH">https://bit.ly/3u4XgVH</a> In the story Edward the Emu, Edward's feelings change in the beginning, middle and end of the story as different things happen to him.	<b>Writing</b> <b>Edwina the Emu</b> <a href="https://bit.ly/3hXQLzf">https://bit.ly/3hXQLzf</a> In the books Edward the Emu and Edwina the Emu the main characters are Emus. The illustrator has used his knowledge about real Emus to draw Edward and Edwina. <a href="https://www.kidcyber.com.au/emu">https://www.kidcyber.com.au/emu</a>	<b>Writing</b> Listen to Edward the Emu or Edwina the Emu. <b>Writing Activity:</b> Create your own story using the Emu character you created yesterday. In your workbook, complete the table to show where your story would take place (setting), who will be in your					

member can guess what animal you are.

**Writing Activity:**

In imaginative texts, some parts are real and some are made up. Type in the boxes to show what parts of Edward the Emu are real and what parts are made up. Interactive

<https://bit.ly/39wOpCW>

Printable

<https://bit.ly/3AEu2iY>



You might like to share your work on Seesaw.

**Writing Activity:**

Print out or copy this table into your workbooks:

<https://bit.ly/2XRlW8n>

Write or draw a picture in each box to represent Edward's feelings at the beginning, middle and end of the story.

Use this marking guide to check your work - how many ★ can you get?

<https://bit.ly/3zwSphi>

Extension: Underline the adjectives (descriptive words) in your writing.

**Writing Activity:**

Using your knowledge about Emus, draw your own Emu character in your workbook or whiteboard. Write descriptive sentences to describe your character.

**Helpful sentence starters:**

My Emu's name is....

He/She looks like...

They live in...

Extension: Write more than 3 descriptive sentences.



Share your work on Seesaw.

story (characters) and what will happen at the beginning, middle and end of your story. <https://bit.ly/39ck7VS> Underline the parts of your story that are made up.

Extension: Add more information to your story to paint a picture with your words. Use this as a guide.

<https://bit.ly/3ChnyHb>



Share your work on Seesaw.


Recess Break

**Take a 30-minute break. Run around, have something to eat, do something you enjoy.**

Middle Session

**Mathematics**

Fair Sharing




**Sharing m&ms**

In your workbook, trace your hand twice. One for you and one to represent your best friend. Then use a [virtual spinner](#) to see how many m&ms you must share between you and your friend. Write down how many m&ms you both got! You might even have some left over.

*Optional Activity:*

**Mathematics**

Pirate Problem



**Pirate Problem Again!**

The pirates had problems sharing peaches and now they're fighting over who gets the most treasure! Can you draw 4 pirates in your workbook and share 12 coins evenly with each of the pirates?

*Optional Activity:*

**Lolly Boxes**

You're having a party and to celebrate you've decided to make a box of lollipops for your 3 friends. How many

**Mathematics**

Bean Thirteen

In our Mathematics story "Bean Thirteen", we sometimes have some items left over when we share! We call this a remainder.

Using some beans/pasta/pencils, see if you can share the following number of items equally between the two bugs or do they have a remainder?

Write down next to the number in your workbook:

- "yes" (shared equally)
- "no" (remainder)

Can you share:

- 8
- 9
- 10
- 11
- 12

**Mathematics**

Minions and the Banana




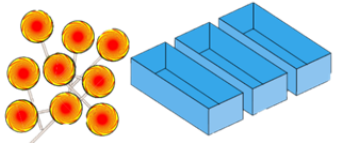
**Minions love Bananas**

The 3 minions in the video have discovered 12 more bananas! In your workbooks, draw the 3 minions and share 12 bananas so that they all have an equal amount?



*Optional Activity:*



**Sharing a Banana**

		<p><i>Optional Activity:</i>  <b>Sharing Sweets (Real Life)</b>          Get a packet of smarties/lollies and see if you can share them equally with your family. Write down in your workbook if you were able to share them equally or if there were some left over.</p> 	<p>lollipops will each friend get?          Draw a picture in your workbook on how to share this evenly.</p> 	<p><i>Optional Activity:</i>  <a href="#">Numberjacks - Fair Shares</a>          After watching the numberjacks video, draw in your workbook some examples you saw in the video that were <u>not</u> fair shares.</p>	<p>In the video, the 3 main minions had trouble sharing 1 banana! Can you draw in your workbook how you could equally share this 1 banana with 3 minions? Or try the real thing and split up a banana into three pieces so that everyone gets an equal share!</p>
--	--	---------------------------------------------------------------------------------------------------------------------------------------------------------------------------------------------------------------------------------------------------------------------------------------------------------------------------------------------------------------------	-----------------------------------------------------------------------------------------------------------------------------------------------------------------------------------------------------	-------------------------------------------------------------------------------------------------------------------------------------------------------------------------------------------------------------------------------	-------------------------------------------------------------------------------------------------------------------------------------------------------------------------------------------------------------------------------------------------------------------

**Lunch Break** *Take a 60-minute break. Run around, have something to eat, do something you enjoy.*

<p><b>Afternoon Session</b></p>		<p><b>Sport</b>  <b>Aboriginal dancing</b>          Aboriginal dancers move their bodies to mirror the actions of different animals. They use their dances to tell stories from the past and the present. Watch the video and try to mimic the actions of the following animals          Goanna - Guga          Emu - Dinner One          Kangaroo - Bunda          Echidna - Dikabilla  <a href="https://www.youtube.com/watch?v=3JOTsbDohyw">https://www.youtube.com/watch?v=3JOTsbDohyw</a>          The students learnt these dances in Term 1 with Mrs Sterling.          First Nations People highly respect the kangaroo and emu as they are animals that only move forward.</p>	<p><b>Wellbeing</b>  <b>Sing and dance along!</b>  <a href="https://www.youtube.com/watch?v=c5fEoXeMBBw">https://www.youtube.com/watch?v=c5fEoXeMBBw</a>  <b>Activity:</b> Draw a picture of yourself. Now draw 3 thought bubbles around you. In each bubble draw a picture of what makes you happy. Show a family member your ideas.</p>	<p><b>Creative Arts</b>  <b>Dance: Dinosaur Dig</b>          Today we are going to move like a dinosaur.</p>  <p><a href="https://sites.google.com/education.nsw.gov.au/tau-home-dinosaur-dig/dance">https://sites.google.com/education.nsw.gov.au/tau-home-dinosaur-dig/dance</a>          Complete the three activities listed: watch, create and perform.          You might also enjoy joining in the Dinosaur Dance by clicking the link below.  <a href="https://www.youtube.com/watch?v=EoUPINL4Z-w">https://www.youtube.com/watch?v=EoUPINL4Z-w</a>          Have fun exploring the world of dinosaurs.</p>	<p><b>Funday Friday - Optional Bowling</b>          Set up some bowling pins using empty plastic bottles or toilet roll holders. Mark a start line. Using a ball or rolled up pair of socks use an underarm throw to bowl the pins over. Play with a friend and keep score. See who can knock the most over with one bowl.</p> 
---------------------------------	--	-----------------------------------------------------------------------------------------------------------------------------------------------------------------------------------------------------------------------------------------------------------------------------------------------------------------------------------------------------------------------------------------------------------------------------------------------------------------------------------------------------------------------------------------------------------------------------------------------------------------------------------------------------------------------------------------------------------------------------	-------------------------------------------------------------------------------------------------------------------------------------------------------------------------------------------------------------------------------------------------------------------------------------------------------------------------------------------------------	--------------------------------------------------------------------------------------------------------------------------------------------------------------------------------------------------------------------------------------------------------------------------------------------------------------------------------------------------------------------------------------------------------------------------------------------------------------------------------------------------------------------------------------------------------------------------------------------------------------------------------------------------------------------------------------------------------------------------------	-------------------------------------------------------------------------------------------------------------------------------------------------------------------------------------------------------------------------------------------------------------------------------------------------------------------------------------------------------------------------------------------------------------------------

**Optional Activities** Complete an activity on Reading Eggs and Maths Seeds each day