










2021 EWPS Learning From Home – Stage 1 – Term 3, Week 9



All work can be done in your homework book or on paper. When you see this symbol,  take a picture of your work to send it to your teacher on Seesaw!

Session	Monday	Tuesday	Wednesday	Thursday	Friday
Morning Session 1 hour	<p>Phonics and Reading: This week we are focusing on words that have the 'v' and 'w' sounds. Unit 26.</p> <div style="display: flex; justify-content: space-around;"> <div style="border: 1px solid black; padding: 5px; text-align: center;"> <p>v ve</p> <p>vase</p> <p>sleeve</p> </div> <div style="border: 1px solid black; padding: 5px; text-align: center;"> <p>w web</p> <p>wh whale</p> <p>u queen</p> <p>o choir</p> </div> </div> <p>Watch: https://bit.ly/3goUd5i</p> <p>Scroll down for today's activity - adding ing.</p> <p>Reading: * 20 minute Reading Eggs or Eggs Express lesson</p>	<p>Phonics: Scroll down for today's activity.  Picture Search - v.</p> <p>EXTRA: Fast Phonics lessons (through Reading Eggs)</p> <p>Reading: * 20 minute Reading Eggs or Eggs Express lesson</p> <p> * Read two books/chapters from the PM reader app or a library book</p> <p>OPTIONAL:-</p> <p>Listen to a story: Who Made This Mess? https://bit.ly/3kiHcv3</p>	<p>Phonics: Scroll down for today's activity. Letter match and sentences. </p> <p>Reading:  Record a few pages of yourself reading from the PM app or a book you have at home. Click this link for instructions https://youtu.be/HlVD4uMVSLk</p> <p>OPTIONAL:-</p> <p>Listen to a story: Bluey: The Beach https://bit.ly/3zqK1AN</p>	<p>Phonics: Log onto Soundwaves Kids and complete the interactive games for unit 26.</p> <p>Reading: * 20 minute Reading Eggs or Eggs Express lesson</p> <p>* Read a decodable text: Flyleaf free decodable readers</p> <p>OPTIONAL:-</p> <p>Listen to a story: By The Billabong https://bit.ly/3ygEKKu</p>	<p>Phonics: Scroll down for today's activities - Picture Words and Find a Word!</p> <p>Reading: * 20 minute Reading Eggs or Eggs Express lesson</p> <p>EXTRA: Fast Phonics lessons (through Reading Eggs)</p> <p>OPTIONAL:-</p> <p>Listen to a story: Are We There Yet? https://bit.ly/3B7hErK</p>
30 min break	Recess Break – eat some fruit or a snack, have a break and get some fresh air.				

<p>Middle session 1 hour</p>	<p>Writing: Watch: An introduction to Procedure Writing. https://bit.ly/3iNgDPj</p> <p>Your turn: Watch "How to build a lego house". Notice how they are doing it in steps https://video.link/w/jBB5c</p> <p>Choose the appropriate Procedure proforma from below (Year 1 or Year 2) and write the procedure on the steps to build the lego house.</p> <p>Remember to use verbs at the beginning of each numbered step.</p> <p>Once you have completed writing your procedure, ask if you can get your lego out and follow your procedure to make a lego house.</p> <p>Year 1 - Your proforma has space for a picture to go with each step. Write the step under the picture. It doesn't list the materials</p> <p>Year 2 -Your proforma has space for the title, materials, and the steps.</p>	<p>Writing: Your turn: Write 5 sentences describing the picture from the Phonics Picture Search. Then, edit -re-read your work. Does it make sense? If it doesn't, how can you fix it?</p> <p>Use the "Writing Checklist" below to tick off each item when you have found them in your writing.</p> 	<p>Writing: Watch: How to make a sand castle https://video.link/w/nGF5c</p> <p>Your turn: Choose the appropriate Procedure proforma from below (Year 1 or Year 2) and write a procedure on the steps you go through to make the sand castle.</p> <p>Remember to use verbs at the beginning of each numbered step.</p> <p>Once you have completed writing your procedure, if you have a sandpit, ask if you are allowed to go out and follow your procedure to make a sand castle.</p> <p>Year 1 Your proforma has space for a picture to go with each step. Write the step under the picture. It doesn't list the materials</p> <p>Year 2 Your proforma has space for the title, materials, and the steps. You can add a labeled diagram on the back.</p>	<p>Writing: Watch: How to play hopscotch https://video.link/w/HCB5c</p> <p>Your turn: Choose the appropriate Procedure proforma from below (Year 1 or Year 2) and write a procedure on the steps you go through to play hopscotch.</p> <p>Remember to use verbs at the beginning of each numbered step.</p> <p>Once you have completed writing your procedure, get some chalk and ask if you can go outside and draw and play hopscotch by following your procedure.</p> <p>Year 1 Your proforma has space for a picture to go with each step. Write the step under the picture. It doesn't list the materials</p>  <p>Year 2 Your proforma has space for the title, materials, and the steps. You can add a labeled diagram on the back. The aim is what you are showing how to do</p>	<p>Handwriting: Watch: https://bit.ly/3CPHTo7 Then complete the handwriting worksheets below.</p>
--	--	---	--	---	---

	<p>You can add a labeled diagram on the back.</p> <p>Maths: This week we are learning to identify materials that are light or heavy.</p> <p>Watch: https://bit.ly/384bRXs</p> <p>When we hold two things in our hands to test how heavy or light they are (their mass), this is called <i>hefting</i>.</p> <p>Watch this video that shows hefting. https://bit.ly/3AYlPpR</p> <p>Complete the <i>Hefting At Home</i> worksheet.</p> 	<p>Maths: Watch: https://bit.ly/3B4epBl</p> <p>Complete the relevant Year 1 and Year 2 worksheets for Tuesday.</p> 	<p>Maths: Watch: https://bit.ly/3zdh18Q</p> <p>Complete the relevant Year 1 and Year 2 worksheets for Wednesday.</p> 	<p>Maths: Click on the link below. https://bit.ly/2UzoTJ8</p> <p>Watch: <i>Balancing Numbers - Part 1</i> The Hulk toy is heavier than the teddy bears. In your book or on paper answer: * How do we know this?</p> <p>Watch: <i>Balancing Numbers - Part 2</i> Answer the questions at the end of the video clip. Record them in your book or on paper.</p> <p>Watch: <i>Balancing Numbers - Part 3</i> Create a drawing to represent the problem.</p> 	<p>Maths: Watch: https://bit.ly/381qD0Z</p> <p>Optional Task: Make your own balance scales by following these instructions. https://bit.ly/388d8MR</p> <p>Take a photo to share with your teacher.</p>  <p>Go online and complete 20 minutes of Mathseeds or Studyladder lessons.</p>
60 min break	Lunch break – have some lunch, play a game, help around the house or get some fresh air.				
Afternoon session 1 hour	<p>Music: Listen to the story of Peter and the Wolf. https://bit.ly/3Daz0Wh</p>	<p>Science: Work through the Forces in Water Science PDF that we sent separately to complete this lesson.</p>	<p>Health: Practice Gratitude. 1) Draw a picture of two things in your life that you are grateful for.</p>	<p>Creative Arts: How to draw a folding shark puppet. <i>Art Hub for Kids</i> https://bit.ly/3gs1Oiq</p>	<p>Catch up on anything you need to finish.</p> <p>ANYTIME EXTRAS and BRAIN BREAKS:</p>

	<p>Different instruments represent different characters in the story.</p> <p>Can you identify the different sounds and the animals they represent?</p>	<p>Optional extra: Bushwalk/Nature scavenger hunt! Scroll down to find the checklist</p>	<p>2) Complete a random act of kindness: *give you mum or dad a hug and say thank you *offer to sweep the kitchen floor *make your bed and your brother's or sister's bed</p> <p>Fitness: At home fitness drill. https://bit.ly/3B9XoFA</p>	<p>Finish the Drawing:</p> <p>Scroll down to find two scenes to finish:</p> <ul style="list-style-type: none">● Under the Sea● Knight	<p>Origami (Folded paper) fish: Keep it away from the shark! https://bit.ly/3sILShz</p> <p>Scratch Garden: Dance/Freeze https://bit.ly/2XLRJXX</p>
--	--	---	--	---	--

MONDAY - Phonics

Adding ed and ing to words ending with e

Example:

To add **ing** to words ending in **e**, we usually take off the **e** and add **ing**.

For example:

take – taking

chase – chasing

Write a sentence using the word: waving

Write a sentence using the word: driving

Finish each sentence by adding **ed** or **ing** to the words in the brackets.

👉 Go to Helpful Hints **2a** and **2b**.

The vet was _____ the animals their injections. (give)

A dog _____ under a seat trying to escape. (dive)

Dogs are usually very _____ pets. (love)

Add ing to these words, remember to remove the 'e.'

● save

● drive

● solve

● love

Simple Procedure Text Writing Scaffold

Title

Materials/Equipment/Ingredients

Steps

1.

2.

3.

4.

PROCEDURE




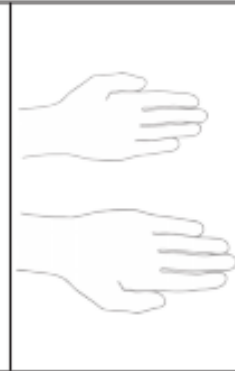

Aim

Materials/Equipment/Ingredients

Steps

Hefting at Home

Find some items at home and hold them in your hands to compare their weight. In the table below, write a comparison sentence and draw a picture to show the weight of each of the items in your hands. An example has been done for you.

First Item	Second Item	Comparison Sentence	Drawing
plate	egg	The plate is heavier than the egg.	
			
			
			
			

TUESDAY - Phonics - Picture Search - how many words can you find with the 'v' sound?



TUESDAY - Descriptive Writing (see the “v” picture above)

You need to include:

Nouns (naming words. Proper nouns have a capital letter)

Verbs (doing words)

If you can, add a **Conjunction** (word that joins two sentences)

Adjectives (describes nouns)

Adverbs (adds meaning to the verbs)

Please check that you have used **capital letters** and **full stops**.

My writing checklist

- Capital letter**
- Full Stop/question mark/exclamation mark**
- Finger space**
- Conjunction (joining words)**
- Nouns (Naming words)**
- Adjective (describes a Noun)**
- Verb (doing word)**
- Adverb (add a meaning to the Verb)**
- Does it make sense? If it doesn't, fix it!**

UNIT 5: TOPIC 3
Mass



I am heavy.



I am light.

How can you tell which animal is heavier on the balance scale?



Guided practice

1 Draw something **lighter** on the scales.

a

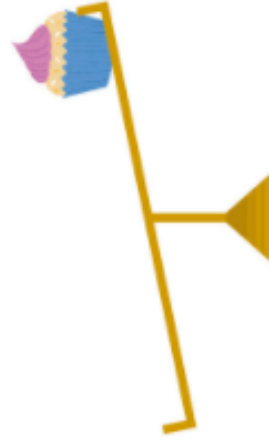


b




2 Draw something **heavier** on the scales.

a



b




UNIT 5: TOPIC 4
Mass

heavier



The dog has a greater mass than the teddy.

equal



The apple and the pear have the same mass.



Guided practice

I wonder if bigger objects are always heavier.

1 Circle the **heavier** object.

a



b



c



2 Circle the object with the **smaller** mass.

a



b



c



Independent practice

1 Order by mass.



Smallest mass Largest mass

2 Draw the objects at the correct end of the balance scale.

a



b



c





d

































TUESDAY - Optional Science Activity - when you go on a bushwalk, take this checklist. What can you find?

NATURE SCAVENGER HUNT

		<input type="checkbox"/>	<input type="checkbox"/>	A curved leaf	A spider web	<input type="checkbox"/>	<input type="checkbox"/>
		<input type="checkbox"/>	<input type="checkbox"/>	A spotted rock	Something yellow	<input type="checkbox"/>	<input type="checkbox"/>
		<input type="checkbox"/>	<input type="checkbox"/>	A track or footprint	A flying insect	<input type="checkbox"/>	<input type="checkbox"/>
		<input type="checkbox"/>	<input type="checkbox"/>	A seed or seed pod	A hole	<input type="checkbox"/>	<input type="checkbox"/>
		<input type="checkbox"/>	<input type="checkbox"/>	A bug or insect	A funny-shaped cloud	<input type="checkbox"/>	<input type="checkbox"/>
		<input type="checkbox"/>	<input type="checkbox"/>	Something beautiful	An evergreen tree	<input type="checkbox"/>	<input type="checkbox"/>
		<input type="checkbox"/>	<input type="checkbox"/>	A feather	Three types of birds	<input type="checkbox"/>	<input type="checkbox"/>
		<input type="checkbox"/>	<input type="checkbox"/>	Some water	A stick shaped like a letter of the alphabet	<input type="checkbox"/>	<input type="checkbox"/>
		<input type="checkbox"/>	<input type="checkbox"/>	Tree sap	Something smooth	<input type="checkbox"/>	<input type="checkbox"/>

BLM GM88  Match Up: Match Letters to Finish Words 

 2  GM88 sw _____	2  GM88 _____im	2  GM88 w _____	2  GM88 _____ould
 2  GM88 o _____	2  GM88 _____wn	2  GM88 u _____	2  GM88 _____ickly
 2  GM88 ch _____	2  GM88 _____whi_____	2  GM88 i _____	2  GM88 _____quet
 2  GM88 wh _____	2  GM88 _____ite	2  GM88 ar _____	2  GM88 _____wm
 2  GM88 l _____	2  GM88 _____whi_____e	2  GM88 tw _____	2  GM88 _____enty
 2  GM88 wh _____	2  GM88 _____ere	2  GM88 on _____	2  GM88 _____ce

Simple Procedure Text Writing Scaffold

Title

Materials/Equipment/Ingredients

Steps

1.	2.
----	----

--	--

3.	4.
----	----

--	--

PROCEDURE


Aim

Materials/Equipment/Ingredients

Steps

Comparing Fruit Mass

Look at the fruit on the equal-arm scales. Finish the sentences below each picture to make the statement true using the words **heavier**, **lighter** or **equal**.



The apple is


The orange is

The kiwi fruit is

_____ than the pineapple.

_____ than the blueberries.

_____ to the banana.



The strawberry is

The banana is

The orange is

_____ than the mango.

_____ than the cherries.

_____ to the apple.

Comparing the weight of objects: more than or less than
Maths worksheets from urbrainy.com

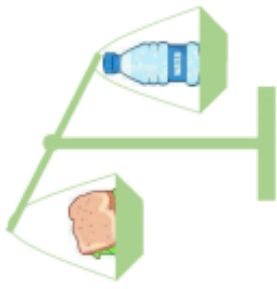


Use the words 'more' or 'less' to fill in the boxes.

1.

The bottle weighs

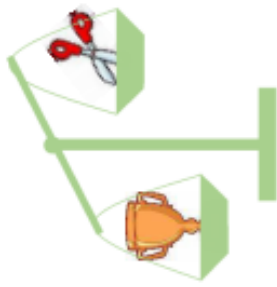
than the sandwich.



2.

The scissors weigh

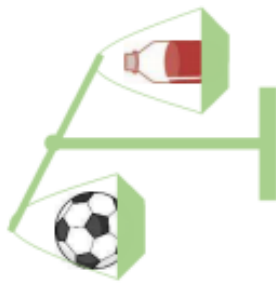
than the cup.



3.

The bottle weighs

than the ball.






I have been measuring objects by their weight in buttons.
Please help me to put them in order from lightest to heaviest.

1.


Butterfly = 2 buttons


Ladybird = 1 button



Fish = 5 buttons


Write or draw the order from lightest to heaviest in the boxes below:

lightest

heaviest

2.


Carrot = 8 buttons


Cake = 10 buttons


Lettuce = 4 buttons

Write or draw the order from lightest to heaviest in the boxes below:

lightest

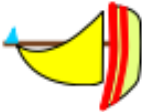
heaviest



I have been measuring objects by their weight in buttons.
Please help me to put them in order from lightest to heaviest.

1.

 Flower = 6 buttons

 Boat = 9 buttons

 Bee = 3 buttons


Write or draw the order from lightest to heaviest in the boxes below:


lightest

heaviest

2.

 Sock = 3 buttons

 Bread = 7 buttons

 Flower = 5 buttons

Write or draw the order from lightest to heaviest in the boxes below:

lightest

heaviest

Simple Procedure Text Writing Scaffold

Title

Materials/Equipment/Ingredients

Steps

1.	2.
----	----

3.	4.
----	----

PROCEDURE

Aim

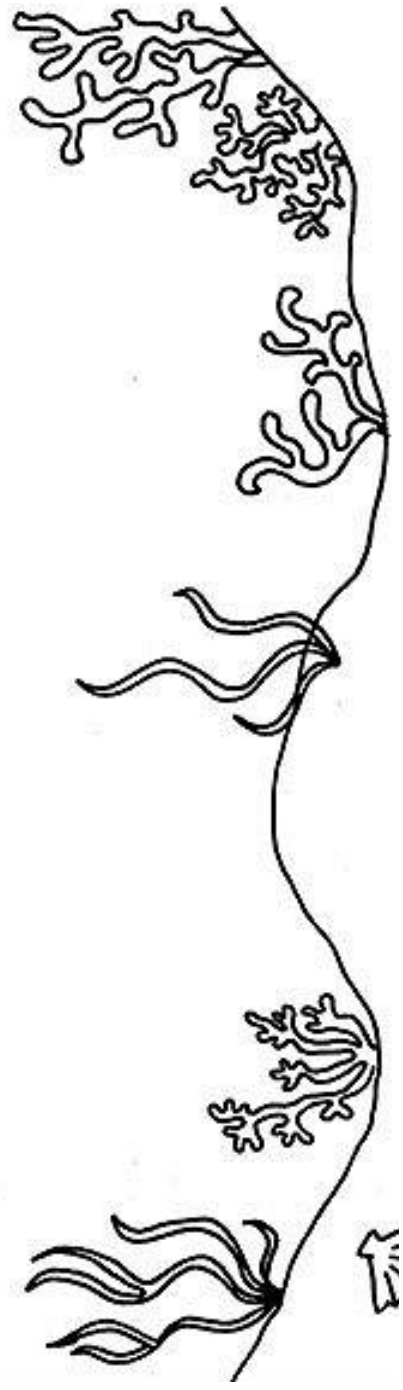

Materials/Equipment/Ingredients

Steps



Who or what is the knight fighting?

What's under the sea?



Picture Words

Choose 6 of your spelling words to draw pictures for.

Name: _____

ever	above	web	which	dive
haven't	whale	white	giving	save
queen	quiet	loving	vase	swim
where	cover	sleeve	won	would

<hr/>	<hr/>	<hr/>
<hr/>	<hr/>	<hr/>
<hr/>	<hr/>	<hr/>

This handwriting practice sheet is designed for the letter 'v' and the words 'very' and 'have'. It features a large illustration of a Christmas tree at the top. Below the tree, the letter 'v' is shown in a large, solid outline with numbered arrows indicating the stroke order: stroke 1 is a diagonal line down to the right, and stroke 2 is a diagonal line down to the left. To the right of the tree, the letter 'v' is shown in a dotted outline for tracing. Below these are several sets of horizontal lines (top, middle dashed, bottom) for independent practice. The words 'very' and 'have' are written in a cursive script, with the first letter of each word in a dotted outline for tracing. Below the words are more sets of horizontal lines for independent practice.


vet for
M

cat to visit
M

with
M

see

vet



List Words



vet

was

vest

what

give

when

have

why

love

twin

very

swim

eleven

water

twelve

queen

Extension Words



above

quarter

favourite

question

vehicle

squeeze

haven't

twisting

leave

welcome

everyone

quickly

travel

twenty

lovely

while