





# Engadine West Public School Learning From Home – Stage ES1

Term 3 Week 8	Monday	Tuesday	Wednesday	Thursday	Friday																									
<b>Task</b>	Play balloon volleyball with a family member. Don't let the balloon drop!	Help make lunch today. Be mindful, think of 5 things you can smell.	Armchair Travel. Sit with a family member and choose a new country to visit virtually.	Tickle tag. Chase your family members outside and tickle them when you catch them.	Ready, Set, Clean! Tidy your room. Ask a family member to give you a score out of 10																									
<b>Morning Session</b>	<p><b>Spelling and Phonics</b> Focus - /x/ - ks</p> <p>Listen to our sound song. <a href="https://www.youtube.com/watch?v=yM3dMF-Bxuk">https://www.youtube.com/watch?v=yM3dMF-Bxuk</a></p> <p><b>Sound Waves</b> Code: spot217</p> <p>Click on the green kite &amp; seal icon with x (ks) underneath. Listen to the two /x/ focus sound videos. Complete some online games.</p>	<p><b>Spelling and Phonics</b> Focus - /x/ - ks</p> <p>Can you think of a word ending with /x/ to match these pictures? Clue: the dog's name is Max.</p> 	<p><b>Spelling and Phonics</b> Focus - /qu/</p> <p><b>Sound Waves</b> Code: spot217</p> <p>Click on the green kite &amp; web icon with qu underneath. Listen to the two /qu/ focus sound videos. Complete some online games.</p>	<p><b>Spelling and Phonics</b> Focus - /qu/</p> <p>Listen and draw a picture in your book to match the word if it has a /qu/ sound. Parent/carer please read to your child.</p> <table border="1"> <tr> <td>queen</td> <td>egg</td> <td>quack</td> </tr> <tr> <td>apple</td> <td>quiz</td> <td>box</td> </tr> <tr> <td>quick</td> <td>kid</td> <td>square</td> </tr> </table>	queen	egg	quack	apple	quiz	box	quick	kid	square	<p><b>Spelling and Phonics</b></p> <p>How many words can you come up with using the letters below? E.g. dad, rat</p> <div style="border: 1px dashed black; padding: 5px; text-align: center;"> <p><b>BOGGLE</b></p> <table border="1"> <tr> <td>f</td> <td>d</td> <td>b</td> <td>p</td> </tr> <tr> <td>r</td> <td>a</td> <td>l</td> <td>a</td> </tr> <tr> <td>c</td> <td>h</td> <td>n</td> <td>s</td> </tr> <tr> <td>v</td> <td>a</td> <td>t</td> <td>d</td> </tr> </table> </div>	f	d	b	p	r	a	l	a	c	h	n	s	v	a	t	d
	queen	egg	quack																											
apple	quiz	box																												
quick	kid	square																												
f	d	b	p																											
r	a	l	a																											
c	h	n	s																											
v	a	t	d																											
<p><b>Reading</b></p> <p><b>PM</b> Log into PM readers. Select a new text.</p> <p>Goal: Answering 'hidden' questions from the text.</p> <p>What could this word mean? How do you know that? Does this word have another meaning?</p>  <p>The answer is <b>hidden</b>. I have to <b>think and search</b> to find the answer in the text.</p>	<p><b>Reading</b></p> <p><b>PM</b> Log into PM readers. Select yesterday's text.</p>	<p><b>Reading</b></p> <p><b>PM</b> Log into PM readers. Select a new text.</p>	<p><b>Reading</b></p> <p><b>PM</b> Log into PM readers. Select yesterday's text.</p>	<p><b>Reading</b></p> <p><b>PM</b> Log into PM readers. Select a new text.</p>																										

**Writing**  
**Weekly Focus: Verbs**  
[https://www.youtube.com/watch?v=j3EYciNco58&ab\\_channel=](https://www.youtube.com/watch?v=j3EYciNco58&ab_channel=)  
 Writing Activity: In your workbook write: On Saturday I had to babysit a gorilla.  
 First we ...  
 Next we ...  
 After that ...  
 Draw a picture to match.

Optional:  
 List 5 action verbs.

**Writing**  
**Focus text: Paralympics**  
 In your workbook write 3 interview questions for a gold medal winner, then practise asking the interview questions with a family member.

Optional:  
 Write 3 sentences with an action verb in each one.

**Writing**  
 On the Moon-Anna Milbourne and Benji Davies  
[https://www.youtube.com/watch?v=QLP1KqgW\\_w4&ab\\_channel=](https://www.youtube.com/watch?v=QLP1KqgW_w4&ab_channel=)  
 In your workbook write 3 things you have learnt from the story. What is gravity?

Optional:  
 Sing a rhyme 'Shout the action verbs'. Zoom, Zoom, Zoom  
 We're going to the moon. Zoom, Zoom, Zoom  
 We're going to the moon.  
 If you want to take a trip, Climb aboard my rocket ship.  
 Zoom, Zoom, Zoom  
 We're going to the moon.  
 5, 4, 3, 2, 1  
 Blast off!

**Writing**  
 The Way Back Home- Oliver Jeffers  
[https://www.youtube.com/watch?v=xgGVJmPLNS4&ab\\_channel=](https://www.youtube.com/watch?v=xgGVJmPLNS4&ab_channel=)  
 In your workbook draw a story map with arrows to show what happened in the story. Show the beginning, middle and end. Draw the characters.

Optional:  
 Role play the boy and the martian having a conversation when they meet on the moon.  
[https://www.youtube.com/watch?v=j3EYciNco58&ab\\_channel=](https://www.youtube.com/watch?v=j3EYciNco58&ab_channel=) Act out these action verbs-climb, crawl, sip, eat and run.

**Writing**  
**Paralympics**  
 In your workbook write: I show courage when ...

Optional:  
<https://www.youtube.com/watch?v=pCve1w1GFOs>  
 Write an imaginary letter to a martian about what you've been doing on Earth.  
 or  
 Use these words to write 3 silly sentences-jump, fly, bounce.

**Recess Break**


*Take a 30-minute break. Run around, have something to eat, do something you enjoy.*

**Middle Session**

[Learning how to add numbers \(Addition\)](#)  
 There are many ways we can add numbers like draw pictures, use objects and use our fingers.



- Draw pictures to show the answer to 3 + 5?  
 You can take a photo and upload it to seesaw of you:


[Domino Addition](#)  
  
 $6 + 5 = 11$   
 Using the [random domino generator](#), draw a domino and write the addition number sentence below the domino (as seen in the picture above). Can you draw 4 more dominos and write out the addition number sentence?

[Friends of Ten Song](#)  
**Friends of Ten Rainbow**  
 Friends of ten are two numbers that when you add them together equal ten! Copy the rainbow (seen below) in your workbook, the red part of the rainbow shows 0 and 10 which makes 10!



Can you write down in your


[Addition using a number line](#)  
 Draw a number line from 0-20 in your workbook as seen in the video. Then choose a character to help you jump on the number line to work out the following addition problems!



Using a number line, can you work out:

[Addition by Counting On](#)  
 Counting on from the largest number is a quicker way to work out addition! When playing addition war, see if you can start with the largest number and then count on!


**Addition War**



Using a deck of cards (or [virtual deck of cards](#)), each player flips over 2 cards, says the numbers, and adds the

- using your fingers to show the answer to  $8 + 2$ ?
- Adding objects (e.g. pencils) to show the answer to  $7 + 4$ ?

Optional Activity:



### Lego Towers Addition

Create an addition problem by stacking Lego in 2 different towers. Work out how many blocks there are when you add them altogether!

Optional Activity:



### Fingerprint Addition Rain Clouds

In your workbook, draw some clouds with addition sentences, e.g.  $3+4$ . Then add the numbers and see how many raindrops you need to do underneath the cloud. You could dip your finger in paint to make the raindrops or use a pencil/texta,

workbook any other numbers you can see that make 10 when they are added together?

Optional Activity:



TRUE or FALSE

Write down two numbers that add up to 10.

Then write down two numbers that don't add up to 10.

Get a family member to work out which was true and which one is false.

- $2 + 3$
- $7 + 5$
- $10 + 4$




You can take a video of your character on the number line jumping and post it on seesaw to show your teacher!

Optional Activity:

Chalk Number Line

Create a chalk number line and jump like a kangaroo to work out addition problems. You can jump backwards to work out subtraction problems too!



numbers together to find the total. The player with the highest number when the two cards are added together wins a point. First to reach five points wins!

Optional Activity:



### Mrs Duncum's Shopping List

Mrs Duncum went to the shops to buy some party food. She bought the following items:

- Lollies \$2
- Chocolates \$5
- Cake \$10

How much money did she spend altogether?

Lunch Break

*Take a 60-minute break. Run around, have something to eat, do something you enjoy.*

Afternoon Session

### Science and technology

#### Farm to Family

#### Let's Eat



Does everyone eat the same food? Open the link below <http://inq.co/class/9wu> Code: 6943  
Open lesson 2: Let's Eat.  
Watch the Stimulus Resource video: Let's Eat Dinner.  
Read the stimulus resource

### Sport

<https://www.youtube.com/watch?v=IX75VRKLpmw>

#### Static balance - balancing while standing still.

1. Select an object to balance eg rolled up socks, bean bag, teddy bear.
2. Place the object on the back of your hand while standing on one foot.
3. Stand on one foot while balancing the object on the raised foot.
4. Stand on one foot while balancing the object on the raised knee.
5. Stand on one foot while balancing the object on one

### Health - Road Safety

Watch video on YouTube - Pedestrian Safety

<https://www.youtube.com/watch?v=hrKY9kMTHtU>



Draw a picture in your scrapbook of you safely crossing the road with an adult. Have a go writing the four words we need to remember when crossing the road (stop, look, listen, think).

### Creative Arts

**Father's Day Card** - make your dad a special card or questionnaire to give him for Father's day.

[https://drive.google.com/file/d/1J7o5KnKYTep558WRPXWo\\_hODy7p8Aff3g/view?usp=sharing](https://drive.google.com/file/d/1J7o5KnKYTep558WRPXWo_hODy7p8Aff3g/view?usp=sharing)

or

**Special Person Activity** - make a card or write a letter to someone special in your life.

<https://drive.google.com/file/d/16lx07jI5sGEoR-E6holu6yV17YQUUSQZ/view?usp=sharing>

### Funday Friday - Optional

Play dress ups in your parents clothes – do a photoshoot.



book: What Do My Friends Eat? Complete page 6 of 7

or

In your workbook draw your favourite food from a different culture. Make yourself a healthy snack, you deserve it!

hand while making the superman pose.

6. Try different movements balancing the object on different parts of the body.

Optional Activities

Complete an activity on Reading Eggs and Maths Seeds each day

<https://www.abc.net.au/tveducation/>



## Family Drawing Challenge!



Today's Brain Break challenge is to draw a picture of your family in order from smallest to tallest!

Start your picture with drawing the smallest member of your family all the way to the tallest member!

Rules for the challenge!

1. Remember to label your family members!
2. Use lots of colours (if possible)!
3. Have fun and be creative!

Example of Mr. Edwards Family!

