






**2021 EWPS Learning From Home – Stage 1 – Term 3, Week 6**

All work can be done in your homework book or on paper. When you see this symbol,



take a picture of your work to send it to your teacher on Seesaw!

Session	Monday	Tuesday	Wednesday	Thursday	Friday
<b>Morning Session</b> <b>1 hour</b>	<p><b>Phonics and Reading:</b> This week we are focusing on words that have the 'ir' sound. Unit 23.</p>  <p>Watch: <a href="https://bit.ly/3I3BUpn">https://bit.ly/3I3BUpn</a></p> <p>Read the PDF book 'Worst Birthday Ever' that was sent separately on Seesaw.</p> <p>Complete the Worst Birthday Ever worksheets PDF, that were sent on Seesaw.</p> 	<p><b>Phonics:</b> Scroll down for today's activity. <a href="#">Picture Search!</a></p> <p><b>EXTRA: Fast Phonics lessons (through Reading Eggs)</b></p> <p><b>Reading:</b> * 20 minute Reading Eggs or Eggs Express lesson</p> <p> * Record a few pages of yourself reading from the PM app or a book you have at home. Click this link for instructions <a href="https://bit.ly/2WXw7aT">https://bit.ly/2WXw7aT</a></p> <p>OPTIONAL:- Listen to a story: Stanley Paste <a href="https://bit.ly/3rEHLmn">https://bit.ly/3rEHLmn</a></p>	<p><b>Phonics:</b> Scroll down for today's activity. <a href="#">Match It!</a></p> <p><b>EXTRA: Fast Phonics lessons (through Reading Eggs)</b></p> <p><b>Reading:</b> * 20 minute Reading Eggs or Eggs Express lesson</p> <p> * Read two books/chapters from the PM reader app or a library book</p> <p>OPTIONAL:- Listen to a story: The Little Mouse <a href="https://bit.ly/3ydiZfA">https://bit.ly/3ydiZfA</a></p>	<p><b>Phonics:</b> Log onto Soundwaves Kids and complete the interactive games for unit 23.</p> <p><b>Reading:</b> * 20 minute Reading Eggs or Eggs Express lesson</p> <p>* <b>Read</b> a decodable text: <a href="#">Flyleaf free decodable readers</a></p> <p>OPTIONAL:- Listen to a story: Feathers <a href="https://bit.ly/3y9zidc">https://bit.ly/3y9zidc</a></p>	<p><b>Phonics:</b> Scroll down for today's activity - <a href="#">'ir' worksheet</a></p> <p><b>Reading:</b> * 20 minute Reading Eggs or Eggs Express lesson</p> <p>OPTIONAL:- Listen to a story: If I Was Prime Minister <a href="https://bit.ly/3i7WSBp">https://bit.ly/3i7WSBp</a></p>
<b>30 min break</b>	Recess Break – eat some fruit or a snack, have a break and get some fresh air.				
<b>Middle session</b> <b>1 hour</b>	<p><b>Writing: Sentences</b> <b>Watch:</b> <i>Simple and Compound Sentences</i> <a href="https://rb.gy/0b79vz">https://rb.gy/0b79vz</a></p>	<p><b>Writing: Sentences</b> <b>Watch:</b> <i>Conjunctions tutorial</i> <a href="https://bit.ly/2WMo94f">https://bit.ly/2WMo94f</a></p>	<p><b>Writing: Sentences</b> <b>Watch:</b> <i>Conjunctions story</i> <a href="https://bit.ly/37dEcdf">https://bit.ly/37dEcdf</a></p>	<p><b>Writing: Sentences</b> <b>Watch:</b> <i>Conjunctions tutorial.</i> <a href="https://bit.ly/2TOshj7">https://bit.ly/2TOshj7</a></p>	<p><b>Handwriting:</b> Watch the video: <a href="https://bit.ly/3xhj2pr">https://bit.ly/3xhj2pr</a></p>

	<p><b>Your turn:</b> Complete <b>Monday Simple and Compound sentences writing task.</b></p>  <p><b>Extension:</b> Write 3 simple and 3 compound sentences.</p> <p><b>Maths:</b> Stage 1 Volume &amp; capacity Watch <a href="https://bit.ly/3i7Laqt">https://bit.ly/3i7Laqt</a></p> <p>Complete the <b>Monday Volume and Capacity Sheet 1 and 2</b> below</p>	<p><b>Your turn:</b> Complete <b>Tuesday Conjunctions writing task</b></p>  <p><b>Extension:</b> Write your own compound sentences.</p> <p><b>Maths:</b> Stage 1 Volume &amp; capacity Watch <a href="https://bit.ly/3i0JTkg">https://bit.ly/3i0JTkg</a></p> <p>Complete the <b>Tuesday Volume and Capacity Sheet 1 and 2</b> below</p>	<p><b>Your turn:</b> Complete <b>Wednesday conjunctions writing task</b></p> <p><b>Extension:</b> Write your own compound sentences.</p> <p><b>Maths:</b> Stage 1 Volume &amp; capacity Watch <a href="https://bit.ly/2VeJEKe">https://bit.ly/2VeJEKe</a></p> <p>Complete the <b>Wednesday Volume and Capacity Sheet 1 and 2</b> below</p> 	<p><b>Your turn:</b> Complete <b>Thursday 'Fanboys' writing task.</b></p>  <p><b>Your turn:</b> <i>Grammar Quiz - And But So Because</i> <a href="https://bit.ly/3ijsmo8">https://bit.ly/3ijsmo8</a></p> <p><b>Maths:</b> Stage 1 Volume &amp; capacity Watch <a href="https://bit.ly/3xeyDFU">https://bit.ly/3xeyDFU</a></p> <p>Complete the <b>Thursday Volume and Capacity Sheet 1 and 2</b> below</p> 	<p>Scroll down and complete the <b>'C' handwriting pages.</b></p>  <p>There are optional pages related to the sound of the week 'ir'.</p> <p><b>Maths:</b> Complete the attached sheet - <b>Friday Fun!</b> You will need water or sand. Ask an adult for assistance to help you set up.</p> <p>Optional: Go online and complete 20 minutes of Maths Seeds lessons</p>
<p><b>60 min break</b> Lunch break – have some lunch, play a game, help around the house or get some fresh air.</p>					
<p><b>Afternoon session 1 hour</b></p>	<p><b>Music:</b> How well do you know your Disney movies? Watch the clip and answer the music questions. <a href="https://bit.ly/2UPiav0">https://bit.ly/2UPiav0</a></p> <p><u>Instrument Impostors.</u> Who are the impostors Among Us? You will need pencil and paper to write down your</p>	<p><b>Science:</b></p>  <p>Work through the PUSH AND PULL Science PDF that we sent separately to complete this lesson.</p> <p><b>Optional extra:</b></p> <p><b>STEM</b> activity Paper Chain Challenge see sheet below</p>	<p><b>Health/Fitness:</b> Find some balls around your house. Eg. basketball, tennis ball, football etc. Choose a ball to throw in the air and count how many claps you can do before catching the ball. Can you increase the amount of claps? Try this with different sized balls.</p> <p><b>Fitness - choose from:-</b></p>	<p><b>Creative Arts: ART</b> Birds on a wire- Print sheet below</p> <p>Do some texture rubbings on the 3 birds with coloured pencil or crayon to make each bird unique. Colour or water paint the background. When finished, trace the outline with a black texta. Use the black</p>	<p>Catch up on anything you need to finish.</p> <p><b>ANYTIME EXTRAS and BRAIN BREAKS:</b></p> <p>Tune into ABC TV Education at 10am each day for lots of interesting things: <a href="https://ab.co/3zMYMh1">https://ab.co/3zMYMh1</a></p>

	<p>answers as you watch the clip. <a href="https://bit.ly/3f5CYFh">https://bit.ly/3f5CYFh</a></p>		<p><b>Hopscotch</b> - draw a hopscotch on the ground and play a game. Watch the clip on how to play. <a href="https://bit.ly/376A5jk">https://bit.ly/376A5jk</a></p> <p><b>The floor is lava!</b> Attempt the indoor workout <a href="https://bit.ly/2VfAMnA">https://bit.ly/2VfAMnA</a></p>	<p>texta to do the pupils in the eyes</p> <p><b>Dance:</b> <b>Go Noodle</b> <a href="https://bit.ly/3i53pga">https://bit.ly/3i53pga</a></p>	<p>Listen to a podcast for kids! That's Incredible: <a href="https://bit.ly/3BQWiQe">https://bit.ly/3BQWiQe</a></p> <p>Story Hive Yoga <a href="https://bit.ly/3zLB5Fx">https://bit.ly/3zLB5Fx</a></p>
--	---	--	--	---	--



**Decide if each sentence is a simple sentence or a compound sentence.**

**Write "S" for simple or "C" for compound next to each sentence.**

- \_\_\_\_\_ 1. The girl plays with her toy.
- \_\_\_\_\_ 2. John is eating pizza, but Kate is eating a hotdog.
- \_\_\_\_\_ 3. We like reading, and we like math.
- \_\_\_\_\_ 4. You can run outside.
- \_\_\_\_\_ 5. The book is blue.
- \_\_\_\_\_ 6. Do you want to sing, or do you want to dance?
- \_\_\_\_\_ 7. The cat sleeps on the floor.

**Make one compound sentence using the two simple sentences.**

8. I like to eat. I like to play. (and)

---

---

9. You can have a hamburger. You can have a hotdog. (or)

---

---

10. The dog is big. He is nice. (but)

---

---

---



# Volume and Capacity

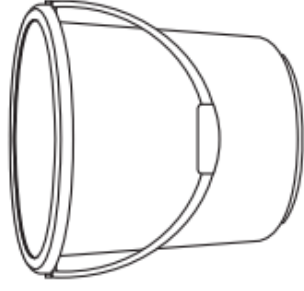
Colour the item you would use to fill the bucket.



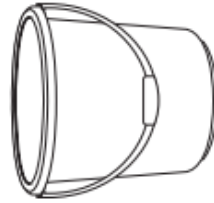
spoon



jug



Colour the item you would use to fill the cup.



bucket



jug



Colour the item you would use to fill the kettle.



jug



spoon




Colour the item you would use to fill the shakers.



spoon



jug



# Volume and Capacity


Colour the item you would use to fill the wheelbarrow.



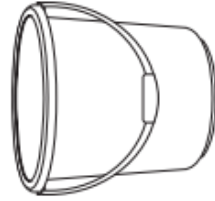
spoon



bucket



Colour the item you would use to fill the vase.



bucket



jug



Colour the item you would use to fill the bucket.



jug



wheelbarrow



Colour the item you would use to fill the bowl.



spoon



jug



**TUESDAY - Phonics Task** - Picture Search - how many words can you find with the 'ir' sound? Remember, they may not be spelt with 'ir' but they make the sound 'ir'. For example: pearl





## BECAUSE and SO

### Positives and Negatives

- **Complete the sentences below with 'because' or 'so' (remember to use a comma before 'so').**

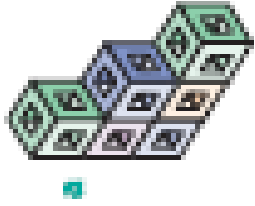
1. My cat was hungry \_\_\_\_\_ it ate a fish. (because/,so)
2. I'm tired \_\_\_\_\_ I didn't sleep well last night. (because/,so)
3. Ella was sick last week \_\_\_\_\_ she saw a doctor. (because/,so)
4. I was late for school this morning \_\_\_\_\_ I overslept. (because/,so)
5. They weren't busy \_\_\_\_\_ they helped me. (because/,so)
6. I wasn't careful \_\_\_\_\_ I fell off my bicycle. (because/,so)
7. I was angry \_\_\_\_\_ I dropped and broke my toy. (because/,so)
8. I'm afraid of bees \_\_\_\_\_ they might sting me. (because/,so)
9. It was raining \_\_\_\_\_ I took my umbrella. (because/,so)
10. Jack was happy \_\_\_\_\_ he had a great time at the park. (because/,so)

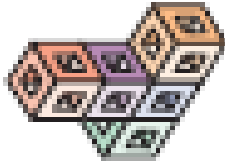


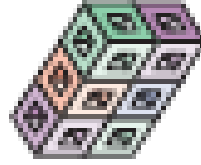
# Volume of models

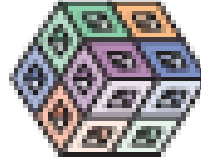
11

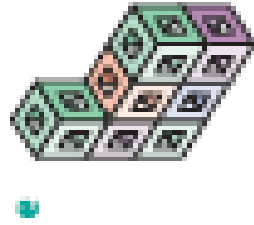
**1** Build these objects from cubes then count the number used.



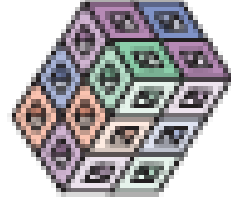


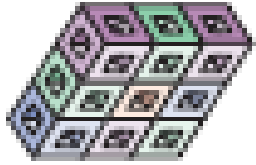














**2** Make a tall stack out of blocks then draw it.

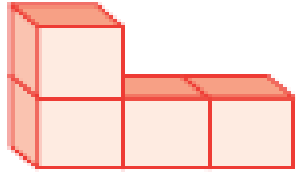
How many blocks were in your stack?

Please don't fall down!

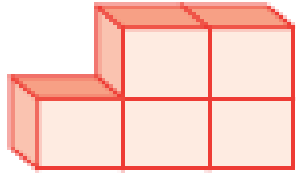


Question 4 - Use any container and fill it with smaller objects. Eg: in a yoghurt container put lego, counters, or rocks/pebbles.

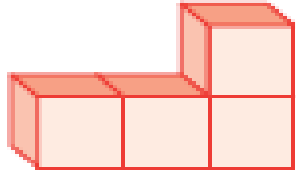
Four children in Ms Rixon's class built models.



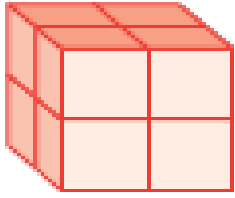
Jacqui



Mark




Cen



Clare

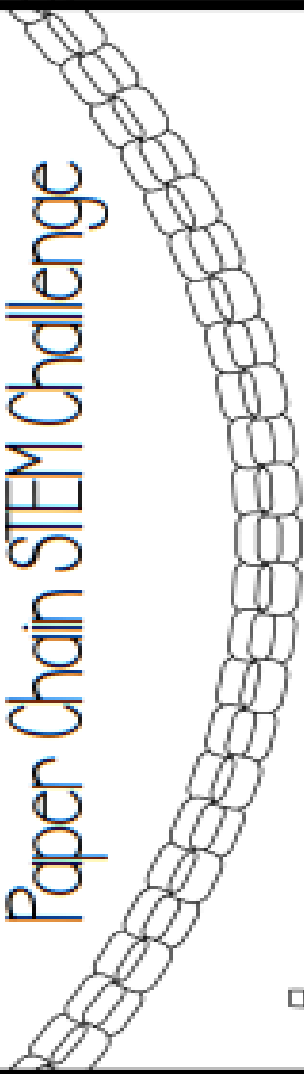
- 1 Which two models take up the same amount of space? \_\_\_\_\_
- 2 Who has the model that takes up the most space? \_\_\_\_\_
- 3 Who has a model that used five blocks? \_\_\_\_\_

4 Collect these items, then estimate before counting how many margarine containers will fit in the box.



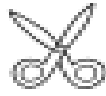
<input type="text"/>	<input type="text"/>
Estimate	Count

# Paper Chain STEM Challenge



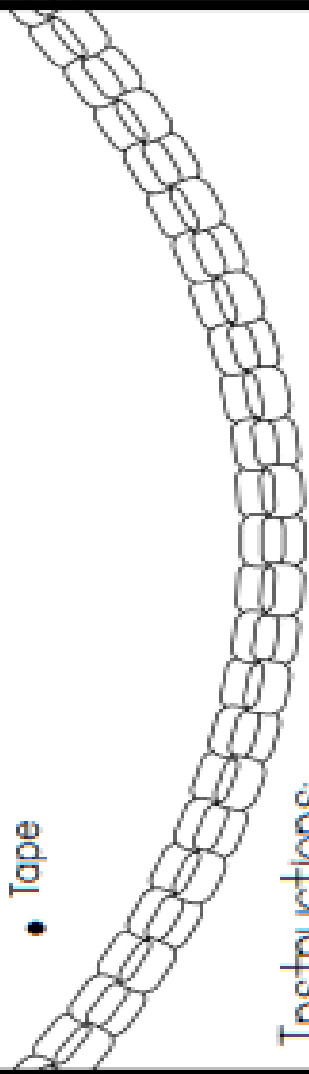
## Challenge:

Using a single piece of paper, make the longest chain possible in the given amount of time.



## Materials:

- One Piece of Construction Paper
- Scissors
- Tape



## Instructions:

Using only the materials provided, work by yourself or with a group to make the longest paper chain.

















You can only use one sheet of paper, so take your time and plan your paper chain carefully.

You have **10** minutes to complete the chain.































When your time is up, lay the paper chains next to one another to determine the longest paper chain.

**Extend the Activity:** Measure each paper chain. Put each paper chain end to end. Measure the total length of all of the chains.

**WEDNESDAY - Phonics Task** - Match the Word to the Clue - cut out these words and match them to the clues on the next page. Glue into your book.


<p><b>BLM GM77</b>   <b>Match Up: Words to Clues</b></p>	<p> <b>2 GM77</b></p> <p>animal with feathers</p>	<p> <b>2 GM77</b></p> <p>a colour</p>	<p> <b>2 GM77</b></p> <p>group of cattle</p>	<p> <b>2 GM77</b></p> <p>long, thin animal</p>
<p><b>2 GM76</b>  <b>2 GM77</b></p>	<p> <b>2 GM77</b></p> <p>after second</p>	<p> <b>2 GM77</b></p> <p>is the winner</p>	<p> <b>2 GM77</b></p> <p>three tens</p>	<p> <b>2 GM77</b></p> <p>boy and _____</p>
<p> <b>2 GM77</b></p>	<p> <b>2 GM77</b></p> <p>flat round shape</p>	<p> <b>2 GM77</b></p> <p>a plant</p>	<p> <b>2 GM77</b></p> <p>opposite of <i>late</i></p>	<p> <b>2 GM77</b></p> <p>our Earth</p>

**WEDNESDAY - Phonics Task** - after you have matched the clue and word in your books, choose **3 words** and write interesting sentences. (YEAR 1)  
**5 SENTENCES (YEAR 2)**

<p><b>BLM GM76</b>   <b>Match Up: Words to Clues</b></p>	<p>  <b>bird</b></p>	<p>  <b>thirty</b></p>
<p>  <b>herd</b></p>	<p>  <b>first</b></p>	<p>  <b>world</b></p>
<p>  <b>purple</b></p>	<p>  <b>third</b></p>	<p>  <b>early</b></p>
<p>  <b>fern</b></p>	<p>  <b>girl</b></p>	<p>  <b>worm</b></p>
<p>  <b>circle</b></p>	<p>  <b>world</b></p>	<p>  <b>circle</b></p>



## Conjunctions - Complete the sentences




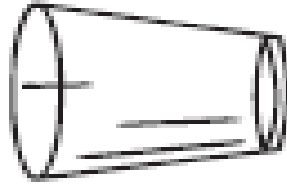
1. They went to the museum **and** \_\_\_\_\_.
2. The T-Rex is fierce **but** \_\_\_\_\_.
3. My bones get strong **because** \_\_\_\_\_.
4. I did my homework **so** \_\_\_\_\_.
5. Joe plays football on Mondays **and** \_\_\_\_\_.
6. The storm is very strong **but** \_\_\_\_\_.
7. That girl is crying **because** \_\_\_\_\_.
8. The weather is very hot **so** \_\_\_\_\_.



# Filling containers


## 4

- 1** Collect a plastic cup, jar and teacup like the ones below. Pour water from one to another to find out which one holds the most. Colour the one that holds the most.



- 2** Estimate and then count how many cupfuls of water you need to fill a plastic jug.


My estimate is  cupfuls.




I used  cupfuls.

- 3** Estimate and then count how many cupfuls of water you will need to fill an ice-cream container.

My estimate is  cupfuls.





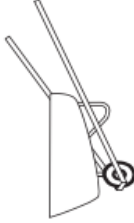



I used  cupfuls.







# Capacity

Capacity is the amount a container will hold.



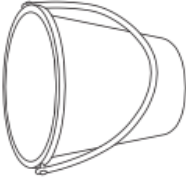
1. Circle the object below with the smallest capacity.

				
cup	bucket	wheelbarrow	spoon	jug

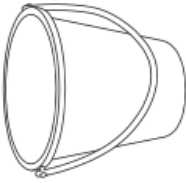



2. Number the objects below in descending order. Write a 1 beside the object with the largest capacity, through to a 4 for the smallest capacity.

<input type="checkbox"/>		<input type="checkbox"/>		<input type="checkbox"/>		<input type="checkbox"/>	
	pool		jug		cup		bin

3. Circle the best object to fill a jug with water. Explain why.

		
_____	_____	_____

4. Circle the object below that would hold 0 cups of water.

			
---	--	---	---



# Compound Sentences & Conjunctions

Use one of the conjunctions to complete the following sentences.  
Circle the conjunction that you used!

for	and	nor	but	or	yet	so
F	A	N	B	O	Y	S

It was raining outside \_\_\_\_\_

\_\_\_\_\_

Mum tucked us into bed \_\_\_\_\_

\_\_\_\_\_

The children wore their dirty boots inside the house \_\_\_\_\_

\_\_\_\_\_

\_\_\_\_\_

Sandy does not like to play basketball \_\_\_\_\_

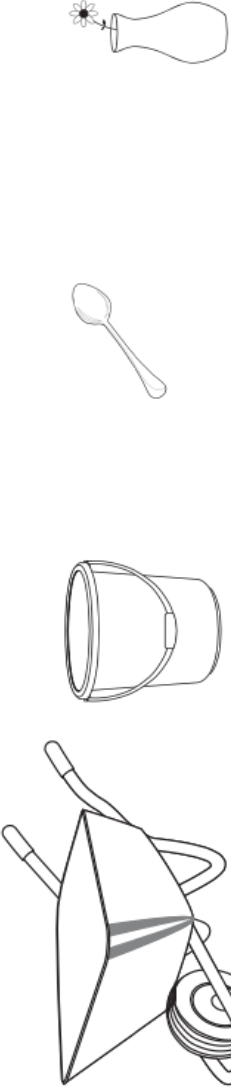
\_\_\_\_\_

\_\_\_\_\_

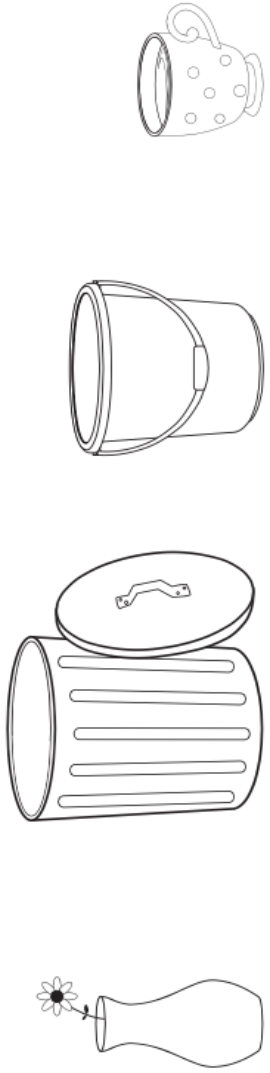
# Volume and Capacity

Number the items from smallest to biggest (ascending order).


wheelbarrow     bucket     spoon     vase




vase     trashcan     bucket     cup



carton     bowl     kettle     bucket




cup     bucket     spoon     jug



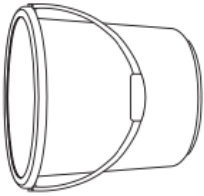
# Volume and Capacity

Number the items from smallest to biggest (ascending order).

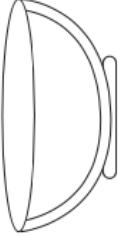
frypan




bucket



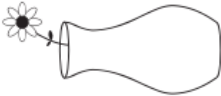
bowl




vase




vase




salt shaker



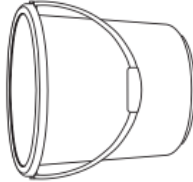
spoon



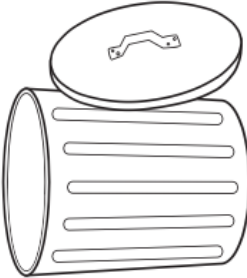
cup




bucket




trashcan




kettle




carton




cup




bowl




spoon



jug





Phonics - Worksheet

Name: \_\_\_\_\_ Date: \_\_\_\_\_

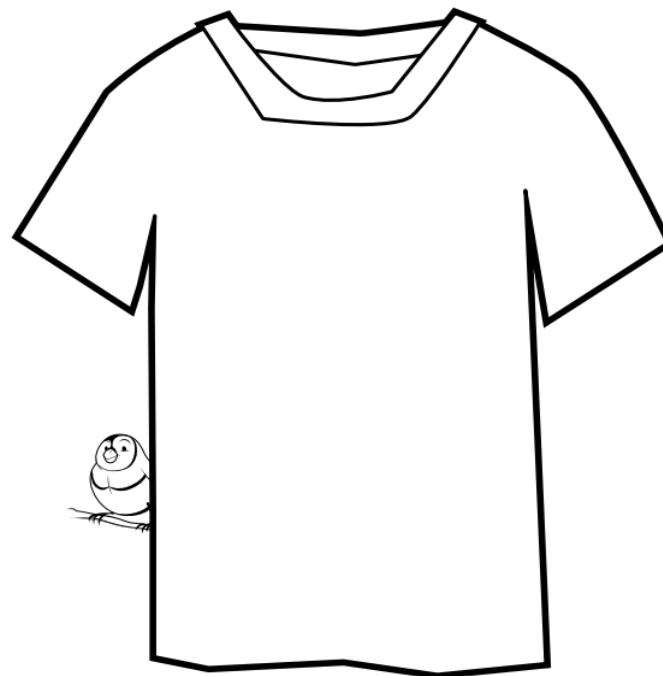
**ir**

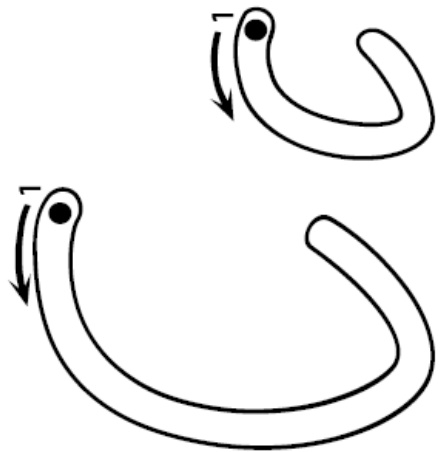

In the word search below, find the 'ir' words listed at the bottom.

Draw your own T-shirt design that includes something with 'ir' in its name.

g	d	b	i	r	d	s	m
t	e	w	u	j	k	t	b
h	v	c	n	t	y	i	o
i	x	z	c	h	i	r	p
r	t	l	s	i	n	b	l
s	e	g	i	r	l	s	h
t	m	o	j	d	i	f	a
y	r	s	b	u	f	g	e

birds stir third chirp girls thirsty





c c c c c c c c c c

c c c c c c c c c c

can came


can came

The clever cow

kept quietly to

eat some grass

My



cow

# List Words



her

first

stir

third

girl

thirty

bird

thirteen

fur

were

turn

work

hurt

word

surf

circle





# Extension Words

birthday

learn

burnt

nurse

certain

purple

circus

purse

early

Thursday

earth

turned

furniture

weren't

heard

world

## FRIDAY FUN!

Learning goal: To use a cup to measure the capacity of different containers.

Find a selection of containers from around the house. You will need 5 different containers and one cup.

Containers could include – bucket, saucepan, kitchen containers, empty plastic bottles etc.

Write the name (or draw a picture) of each container down the first column.

First, estimate (guess) how many cups of water/sand it may take to fill each container.

Then, measure how many actual cups it takes to fill the container.

Container	Estimate	Actual

Can you order the containers from least capacity to largest capacity?

1. \_\_\_\_\_

2. \_\_\_\_\_

3. \_\_\_\_\_

4. \_\_\_\_\_

5. \_\_\_\_\_