




Engadine West Public School Learning From Home – Stage ES1

Term 3 Week 6	Monday	Tuesday	Wednesday	Thursday	Friday														
Task	Write a letter to a family member and ask how they are feeling today.	Thank 2 people for something they have helped you with?	Can you draw a picture for each person in your family and hide it under their pillow?	Can you ask a family member to read a picture book with you outside?	Hide a thankyou message in an empty toilet roll and give it to a family member.														
Morning Session	<p>Spelling and Phonics Focus - /ss/</p> <p>Listen to our sound song. https://www.youtube.com/watch?v=yM3dMF-Bxuk</p> <p>Sound Waves</p> <p>Click on the green seal icon with /ss/ underneath. Listen to the two /s/ focus sound videos.</p> <p>Complete some games.</p>	<p>Spelling and Phonics Focus - /ss/</p> <p>Using the sound icons, draw these /ss/ words.</p> <table border="1"> <tr> <td>mess</td> <td>miss</td> <td>kiss</td> </tr> <tr> <td>toss</td> <td>fuss</td> <td>less</td> </tr> </table> <p></p> <p>m e ss = mess</p> <p>Did you notice we are only saying 1 sound for /ss/.</p>	mess	miss	kiss	toss	fuss	less	<p>Spelling and Phonics Focus - /ff/</p> <p>Sound Waves</p> <p>Click on the green fish icon with /ff/ underneath. Listen to the two /f/ focus sound videos. Complete some games or activities from the Black Line Masters. natural</p>	<p>Spelling and Phonics Focus - /ff/</p> <p>When you add these beginning sounds to the ending /ff/ sound, what do they become? example: hu + ff = huff</p> <p>Beginning sounds</p> <table border="1"> <tr> <td>pu</td> <td>o</td> </tr> <tr> <td>sni</td> <td>cli</td> </tr> </table>	pu	o	sni	cli	<p>Spelling and Phonics</p> <p>Can you construct 1 sentence that includes these sets of words?</p> <p>1.</p> <table border="1"> <tr> <td>off</td> <td>cliff</td> </tr> </table> <p>2.</p> <table border="1"> <tr> <td>mess</td> <td>king</td> </tr> </table>	off	cliff	mess	king
	mess	miss	kiss																
toss	fuss	less																	
pu	o																		
sni	cli																		
off	cliff																		
mess	king																		
<p>Focus this week: Nouns https://www.youtube.com/watch?v=9cu7C07pNbA</p> <p>Writing:</p> <p>In your workbook write something nice you've done for someone else over the weekend. How did it make you feel?</p> <p>Draw a picture to match.</p> <p>Optional:</p> <p>List 5 nouns in your kitchen.</p>	<p>Writing</p> <p>Focus text: The Marvellous Moon Map https://bit.ly/3IZO8zE</p> <p>Tell a sibling or parent what happened at the beginning, middle and end of the story. Who was your favourite character?</p> <p>In your workbook write: Mouse wants to go on an adventure to find the He draws a to help him find the way. Underline the nouns.</p>	<p>Writing</p> <p>In your workbook write: Bear is a good friend to mouse because...</p> <p>Bear makes a to help them find the moon.</p> <p>Draw Bear's paper boat.</p> <p>Underline the nouns. https://www.youtube.com/watch?v=9cu7C07pNbA</p> <p>Optional: Draw a map to help the mouse get to the moon.</p>	<p>Writing</p> <p>Watch a video about the moon. https://www.youtube.com/watch?v=JM21GBJecx0</p> <p>In your workbook write: I just landed on the moon and it is..... and.....</p> <p>Draw a picture to match.</p> <p>Optional: Write 3 facts you have learnt about the moon.</p>	<p>Writing</p> <p>Aliens Love Underpants. https://www.youtube.com/watch?v=ADnAGBWlZqE</p> <p>In your workbook write: If I were an alien: My name would be... I would live on... I would eat... If you saw me you would...</p> <p>Underline the nouns.</p> <p>Optional: Pack a bag and go on an adventure at your house. In your work book draw your bag and label what is in there.</p>															

Reading

PM Log into PM readers.
Select a new text.
Goal: Chunking sounds
https://www.youtube.com/watch?v=4RAj_-n_HxY

Reading

PM Log into PM readers.
Select yesterday's text.

Reading

PM Log into PM readers.
Select a new text.

Reading

PM Log into PM readers.
Select yesterday's text.

Reading

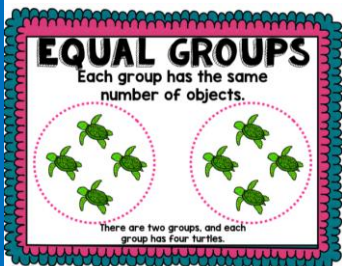
PM Log into PM readers.
Select a new text.

Recess Break

Take a 30-minute break. Run around, have something to eat, do something you enjoy.

[Miss Goss does Maths \(Equal and Unequal Groups\)](#)

Watch the above video

**Equal Groups Game**

Play with a partner. While Player 1 closes their eyes Player 2 makes equal or unequal groups with pencils. Player 1 opens their eyes and guesses if the groups are equal or unequal. If they are correct, players switch turns. You could also take a photo and send it to your teacher on seesaw to see if they know whether you made equal or unequal groups.

Optional Activity:**Grouping Equally**

There are many ways to group objects. Below there are 12 dogs that have been placed into 3 groups. They have an equal amount of dogs in each group. There are 4 dogs in each of the 3 groups.

Here are 12 dogs.
They are in equal groups of 4.



Can you think of another way we can group the 12 dogs?

- Can you draw a picture of the 12 dogs in 4 groups?
- Can you draw a picture of the dogs in 6 groups?

Optional Activity:

[Cookie Monster helps](#)
[Prairie Dawn Get Equal](#)


After viewing the video, eating all the cookies is one way of making the groups equal.

Can you help Cookie

Ladybug Art

The Ladybug picture below has 6 white circles with two dots in each circle.

Using the picture below, draw a ladybug into your workbook and make six white circles on its back. Draw 4 dots in each circle..



In your workbook write down:
How many groups are there?
How many dots are in each group?
How many dots are there altogether?

Optional Activity:**Chalk Circles**

Draw some chalk circles on the concrete and then place some objects/rocks/sticks in each circle.

Make sure that each group is

[Sharing Equally to make equal groups](#)

Watch the above video

**Sharing with your toys**

One way we can practise sharing equally is by acting it out!

Choose four toys and place them slightly apart (as shown above). Share a group of pencils between the toys. Make sure that each toy has the same amount of pencils.

Can you share with your toys:

- 4 pencils?
- 12 pencils?
- 20 pencils?


Optional Activity:

[Curious George Fair Shares Game](#)

Click on the link to help Curious George share the dog treats fairly?

Solving Word Problems

Watch the above video

The Farm Animals

The farmer had 3 square paddocks and 9 chickens. He wanted to have an equal amount of chickens in each square paddock. Did he share them equally?



Now the farmer needs your help! He also has 10 cows and he wants to share them into his 2 square paddocks but he is not sure how to share them equally. Can you draw a picture of how many cows should be in each paddock?

Optional Activity:**Mrs Sterling's Cupcakes**

Mrs Sterling made 6 cupcakes. She iced them and put smarties on them. How many smarties could

Middle Session

Playdough Echidnas

Use playdough to make the body and face of an echidna, add toothpicks/ straws/ pencils to make the spikes on top. Make two echidnas and see if you can make the amount of spikes on both echidnas equal.

Monster and Prairie Dawn by drawing another way to make equal groups with the boxes of cookies?

equal. How many groups did you make? How many objects are in each group?



she put on each cupcake if she had 18 Smarties? You might like to draw a picture to show the solution!



Lunch Break

Take a 60-minute break. Run around, have something to eat, do something you enjoy.

Science and technology

[The Changing Environment Reason for the Season.](#)



Animals and plants behave differently during the four seasons, Winter, Spring, Summer and Autumn.

Click on the link below

<http://inq.co/class/9wu>

CODE: 6943

Open lesson 4 Reason for the Season.

Watch the stimulus video "Four Seasons"

After you have watched the video click on page 3 of 7 and answer the questions.

Click on the stimulus resource to read the ebook "Animal Seasons".

Draw an animal or plant in one season.

Sport - Warm Up

https://www.youtube.com/watch?v=u_TrbTwiK6c

Bouncing & ball control

1. Find a ball that bounces.
2. Find a safe space outside.
3. Bend your knees.
4. Push the ball towards the ground.
5. Keep your eyes on the ball.
6. Make a nest with both hands to catch the ball.

Challenge

- *Bounce the ball with one hand. Catch with two hands.
- *Bounce the ball with your right hand. Catch the ball with two hands. Bounce the ball with your left hand. Repeat.
- *Bounce the ball with one hand. Catch in the palm of the same hand, then turn the hand over the ball to repeat the bounce in one motion.
- *With a partner, bounce the ball to each other.

Health

Watch Jack Hartmann - Good foods video on YouTube

<https://www.youtube.com/watch?v=5dR22hbln6w>



Cut out pictures of healthy foods from a magazine and stick them into your workbook.

If you don't have access to magazines at home you can draw your own pictures. I wonder how many things you can find?

Creative Arts

Creative arts -Music

Watch, listen and enjoy this performance of Peter and the Wolf written by Sergei Prokofiev

<https://www.youtube.com/watch?v=MfM7Y9Pcdzw>

If you close your eyes you will be able to imagine the characters from the music. Which was your favourite instrument?

Funday Friday - Optional

<https://www.youtube.com/watch?v=KndSVsY5HWM>

Watch Goldilocks and the Three Bears.

Create your own video following the same story line. Use props, costumes and your own characters.



Afternoon Session

**Additional
Tasks**

Complete an activity on Reading Eggs and Maths Seeds each day

**Optional
Activities**

<https://www.abc.net.au/tveducation/>

http://quietube7.com/v.php/http://www.youtube.com/watch?v=i_3weVPH0-U

<https://iview.abc.net.au/show/mini-lessons-maths/series/1/video/ED2003V005S00>



Jogging Challenge!



Today's Brain Break challenge is to go outside and jog 3 laps around your backyard!

Alternatively, jog on the spot for 1 minute, take a break and repeat!

Rules for the challenge!

1. You must have a parent supervising you outside!
2. Don't run outside if it is raining!
3. Have fun!

