






2021 EWPS Learning From Home – Stage 1 – Term 3, Week 10

All work can be done in your homework book or on paper. When you see this symbol,  take a picture of your work to send it to your teacher on Seesaw!

Session	Monday	Tuesday	Wednesday	Thursday	Friday
Morning Session 1 hour	Phonics and Reading: This week we are focusing on words that have the “oo” (book) sound . Unit 27  Scroll down to find the Match Up activity and Find a Word . Listen to a story: Mog the Forgetful Cat https://bit.ly/3jtcMXy	Phonics: Scroll down for today’s activity.  Picture Search - oo. 10:40am Virtual Science Excursion on Zoom - Behind the Scenes at Symbio! Join: scroll down to find the Zoom link... Will also be sent on Seesaw by your teacher!	Week 10 Wellbeing Wednesday Options: *help prepare a meal *do a jigsaw puzzle *make up a treasure hunt for a sibling *build a cubby out of sheets and chairs - ask an adult first! *make a special picture for your teacher- take a photo *play a board game *go on a bike ride *walk your dog *clean your room Listen to a story: Grump Monkey https://bit.ly/3jstkiC	Phonics hunt: This week’s sound is ‘oo’. Walk around your house and yard and find as many things as you can that have ‘oo’. Write them down or draw pictures. Take a photo and share with your teacher. Listen to a story: The Bad Seed https://bit.ly/2Y9F9lF	 TALK LIKE A PIRATE DAY Draw yourself as a Pirate - scroll down to find the face outlines. Make a Pirate out of a cardboard roll - scroll down to find the instructions. Listen to a story: Pirates Love Underpants https://bit.ly/37NMxer
30 min break	Recess Break – eat some fruit or a snack, have a break and get some fresh air.				
Middle session 1 hour	Writing: WATCH:  An introduction to Procedure Writing. https://bit.ly/3iNgDPj	Writing: Look at the picture search photo from phonics lesson Your turn: Write 5 sentences describing the picture.	Writing: See “Procedure writing instructions for the week” below	Writing: See “Procedure writing instructions for the week” below	Scroll down to follow the procedure below to make a Pirate Hat! Listen to a story: Penguins Make Bad Pirates https://bit.ly/3k43aC5

	<p>See “Procedure writing instructions for the week” below</p> <p>Maths/Stem: Master Builder Challenge. Using lego, blocks or household recycling, choose something off the master builder challenge sheet to create. You do not need to do this in order. Pick something different from the sheet each day this week. Send photos to your teacher if you choose to do so. **This task can also be used as the topic for your procedure writing**</p>	<p>Then, edit -re-read your work. Does it make sense? If it doesn't, how can you fix it?</p> <p>Use the “Writing Checklist” below to tick off each item when you have found them in your writing.</p> <p>Maths/Stem: Master Builder Challenge Choose something different to build today. Send photos to your teacher if you choose to do so.</p>	<p>Maths/Stem: Master Builder Challenge Choose something different to build today. Send photos to your teacher if you choose to do so.</p>	<p>Maths/Stem: Master Builder Challenge Choose something different to build today. Send photos to your teacher if you choose to do so.</p>	<p>Maths: Scroll down to find the Pirate Colour by Number worksheets.</p> <p>Make your own treasure map - scroll down to find the blank map and pictures to glue onto your map. Can you draw a path to the treasure?</p>
60 min break	Lunch break – have some lunch, play a game, help around the house or get some fresh air.				
Afternoon session 1 hour	<p>Music: Kitchen Drumming https://bit.ly/3jtc0Ky</p> <p>Create a piece of music using kitchen objects for your drums.</p>	<p>Art/Craft: Create a piece of art in the environment using leaves, sticks, stones etc.</p> <p>Or Draw a picture of your favourite animal from the Symbio excursion this morning.</p>	<p>Wellbeing: Yoga for kids https://bit.ly/2WCr0fO</p>	<p>Creative Arts: Art hub draw a pirate (208) How To Draw A Cartoon Pirate - YouTube</p> <p>Art hub pirate ship (208) How To Draw A Pirate Ship - YouTube</p>	<p>It’s PLAYTIME!</p> <p>Play with your toys, play with your soccer ball, play on your scooter, play with your sister/brother, play outside!</p>

MONDAY - Phonics - match the word with the meaning - cut up the pieces and glue them into your book.

BLM GM91

2 GM91

2 GM92

Match Up: Words to Clues

2 GM91	full	2 GM91	wool
2 GM91	shouldn't	2 GM91	bull
2 GM91	wood	2 GM91	push
2 GM91	cook	2 GM91	book
2 GM91	good	2 GM91	couldn't
2 GM91	wouldn't	2 GM91	foot

Sound Waves 2 Black Line Masters © Barbara Murray and Terri Watson 2011 Firefly Education

ISBN 978 1 74135 150 7

2  GM92

rhymes
with
bush

2  GM92

could
not

2  GM92

comes
from
sheep

2  GM92

make
a hot
meal

2  GM92

opposite
of *empty*

2  GM92

would
not

2  GM92

comes
from
trees

2  GM92

an
animal

2  GM92

opposite
of *bad*

2  GM92

should
not

2  GM92

good
to
read

2  GM92

at the
end of
your leg

Week 10

A	O	D	W	D	C	F	U	O	O	S	R	T	R
U	O	L	A	L	O	W	K	G	R	H	O	O	K
U	R	H	T	L	U	G	O	O	O	O	O	R	R
S	O	O	T	U	L	R	O	C	R	O	O	K	S
K	C	U	L	B	D	C	T	A	L	K	D	B	T
D	U	B	O	U	D	K	C	K	O	A	L	D	W
O	D	L	U	O	W	O	O	U	A	L	C	S	S
K	K	D	F	O	O	O	K	A	U	P	S	U	H
K	O	K	W	K	T	O	U	P	T	U	B	G	O
S	O	C	G	O	O	L	C	L	T	S	D	A	U
G	L	H	S	B	O	O	C	U	S	H	O	R	L
W	O	M	A	N	F	D	P	U	S	O	O	S	D
O	W	O	H	W	B	U	T	C	H	E	R	T	P
R	S	O	D	O	O	T	S	C	O	N	C	O	U

COULD
SHOULD
SHOOK
SOOT
PUSH
SUGAR
COOK
PULL
WOULD
BOOK
PUT
BUTCHER
TOOK
BULL
LOOK
STOOD
WOOD
CROOK
FOOT
WOMAN
GOOD

Play this puzzle online at : <https://thewordsearch.com/puzzle/2663485/>

THE MASTER BUILDER CHALLENGE!

Follow the instructions for each day. The only rule is to have FUN and use your IMAGINATION!			Day 1 You are hired by an amusement park to create a new rollercoaster!	Day 1 NASA needs you to build them a new rocket!	Day 3 Your family wants to build a new home and they need you to design it!	Day 4 Hollywood hires you to build a set for the new <i>Star Wars</i> movie!
			Day 5 You enter a contest to build the world's tallest tower. Will you win??	Day 6 You are stuck on Mars. You need to build a new spaceship to get home!	Day 7 Toyota hires you to create the toughest truck in the world! Can you do it?	Day 8 You and four friends are stuck on an island. You need to build a boat to find your way home!
Day 12 Dr Who hires you to build a new time machine!	Day 13 You are asked by the city of Sydney to build a new Opera House!	Day 14 Mr Hilton hires you to build a new hotel!	Day 15 There is a circus in town. Build a place for the performance!	Day 16 Help your fellow explorers build a submarine to explore the bottom of the ocean!	Day 17 The big car race is coming! Can you build the fastest car going?	Day 18 Do you wanna build a snowman? Build a ski resort!
Day 19 What is your favourite bridge? Can you build a bridge just like it?	Day 20 Pizza party! It is up to you to make a funky pizza for all the guests!	Day 21 You are hired to build a brand new hospital!	Day 22 You got a pet T-Rex for your birthday! Can you build him an enclosure?	Day 23 You are now in medieval times. You are asked to build a jousting arena!	Day 24 The local bank keeps getting robbed! Can you make a safe building for them?	Day 25 Design and build your dream bedroom!
Day 26 You are elected Ruler of the Land! Design a new flag for your country.	Day 27 Aliens are invading! Build a new war robot to defeat them.	Day 28 The aliens took over but they liked your robot. Can you build a better one for them?	Day 29 The One Colour Challenge! Can you build an entire house out of the same colour bricks?	Day 30 There is a blizzard! Can you build a snowmobile to get home?		
						What was your favourite day?

bricks 4 kidz



Tuesday Virtual Science Excursion - At 10:30am Tuesday 14th September - Join us for a behind the scenes adventure at Symbio! - this is not a public event, the excursion has been booked for EWPS Stage 1 students and they will be able to ask questions and interact with the Rangers.

<https://nsweducation.zoom.us/j/68028280902?pwd=NWtmemV6THp1T25UZW5mdlRrdFcrUT09>

Meeting ID: 680 2828 0902

Passcode: 093021



Observe first-hand the features and changes of living things in an intimate virtual excursion with our amazing Rangers! Through the power of technology, students will be transported from their schools, bedrooms and living rooms to the grounds of Symbio Wildlife Park as they embark on an exciting and exclusive virtual adventure. Led by our experienced Rangers, students will be taken on a fully guided tour of Symbio Wildlife Park where they will have the opportunity to get up close and personal with some of our amazing furry, scaly, and feathery friends!

TUESDAY - Descriptive Writing (see the “oo” picture above)

You need to include:

Nouns (naming words. Proper nouns have a capital letter)

Verbs (doing words)

If you can, add a **Conjunction** (word that joins two sentences)

Adjectives (describes nouns)

Adverbs (adds meaning to the verbs)

Please check that you have used **capital letters** and **full stops**.

My writing checklist

- ☐ **Capital letter**
- ☐ **Full Stop/question mark/exclamation mark**
- ☐ **Finger space**
- ☐ **Conjunction (joining words)**
- ☐ **Nouns (Naming words)**
- ☐ **Adjective (describes a Noun)**
- ☐ **Verb (doing word)**
- ☐ **Adverb (add a meaning to the Verb)**
- ☐ **Does it make sense? If it doesn't, fix it!**

Procedure Writing Instructions for the week



Aim:

The writing task this week will be spread out over the whole week. You are going to decide on an activity of your choice to do/make/build/cook/construct (it can be the maths task) and then write a procedure for your chosen activity. You can work at your own pace over the week. Once completed you can submit your writing, along with a video/slide show/imovie/photo of your chosen activity to your teacher. You can decide how and what you wish to submit to your teacher. (depending on what your activity is will decide how you submit it)

Materials/ingredients/utensils:

These will depend upon your activity and the way you wish to present your final product.

Instructions:

1. Watch the video link in “Monday” on the grid to revise what a procedure is.
2. Decide what you are going to do as your procedure activity. For example it might be cooking, building, lego, construction, art, drawing, playing a game, gardening, slime making, or a paper plane making activity etc. It can be anything that you can write the steps as a procedure to show others how to do the activity.
3. Think about how you want to show your teacher each step. Are you going to photograph each step, or make an iMovie, or take photos, or make a powerpoint with photos, or just instructions? You will have to do this as you go along each step.
4. Complete your activity and the photos/video etc.
5. Use the procedure proforma - (use both pages) to record the information and steps to your procedure. You will have an aim, ingredients/materials, steps with illustrations, and then a labelled illustration at the end showing the completed activity.
6. Send a picture of your procedure and the accompanying powerpoint/photos/video etc to your teacher.

Ingredients/materials:






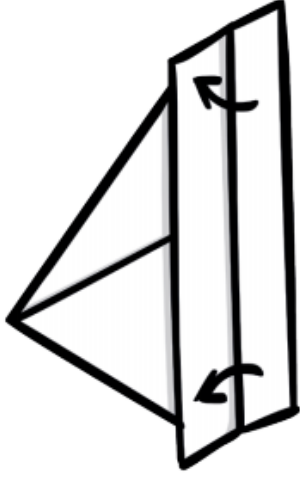
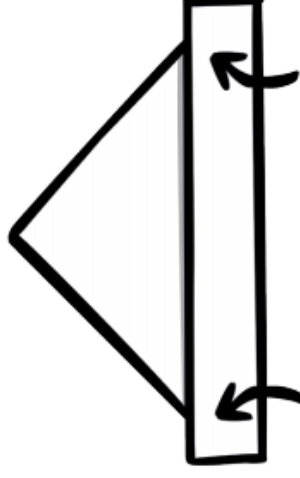

<div><div></div><div></div><div></div><div></div><div></div><div></div></div>	<div><div></div><div></div><div></div><div></div><div></div><div></div></div>
---	---

Procedure Writing Checklist

I have included:

- ☐ Aim
- ☐ Materials/Ingredients
- ☐ Steps in order with diagrams
- ☐ Labelled diagram of finished item


How to Make a Pirate Hat

<p>1 Use a large rectangular piece of paper or newspaper.</p> 	<p>2 Fold the paper in half.</p> 
<p>3 Fold over the top corners so they meet in the middle.</p> 	<p>4 Lift up the front flap at the bottom and fold.</p> 
<p>5 Flip the paper over and repeat.</p> 	<p>6 Aarrrr! Your hat is ready to wear matey!</p> 

Pirates Colour by Number

Addition to 30

30 = red
27 = brown
21 = blue
23 = yellow
19 = black



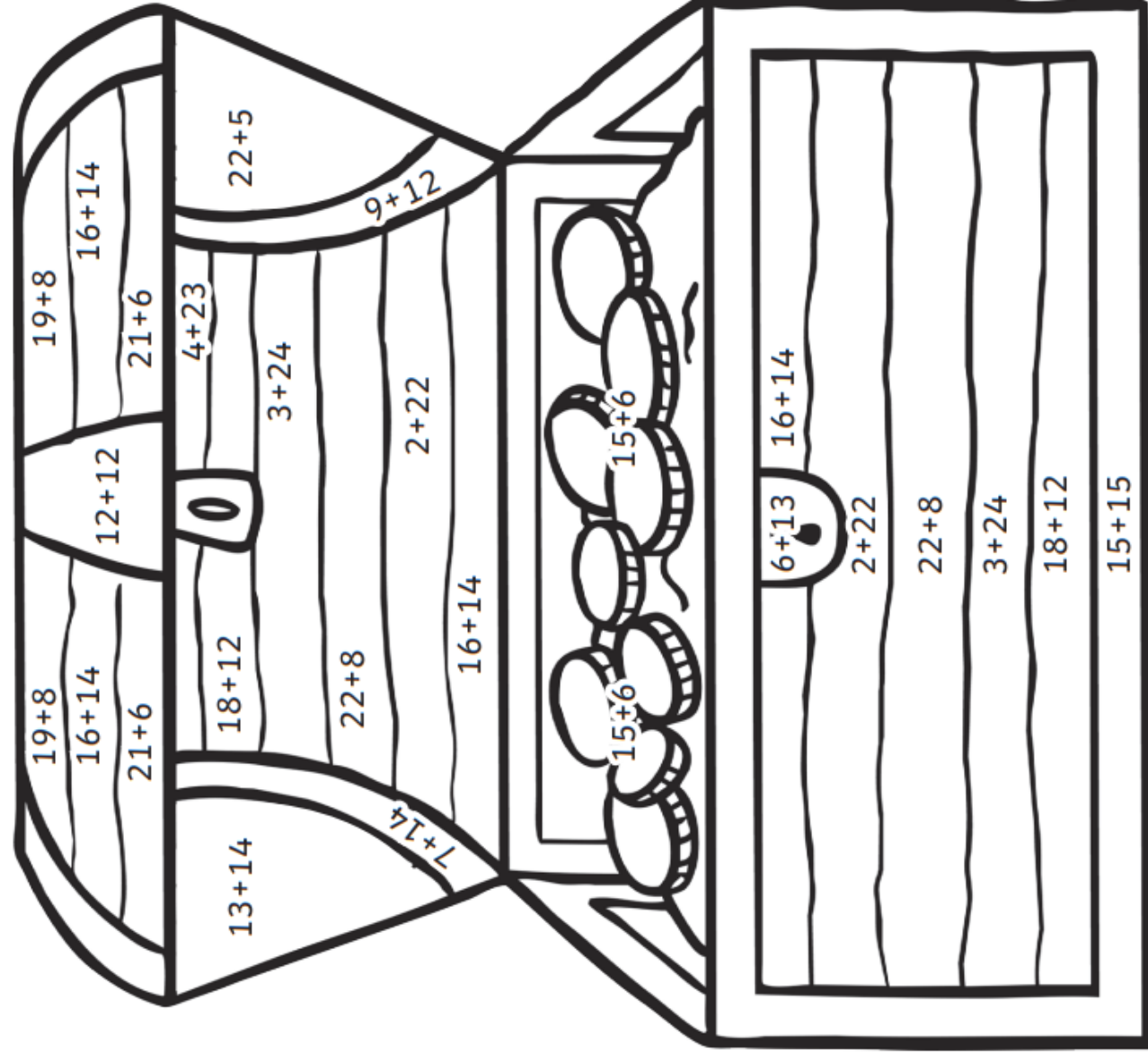
Pirates Colour by Number

Addition to 30

30 = light brown 19 = blue

27 = dark brown 24 = red

21 = yellow



Pirates Colour by Number

Addition to 30


$$29 = \text{red}$$

$$19 = \text{blue}$$

$$25 = \text{green}$$

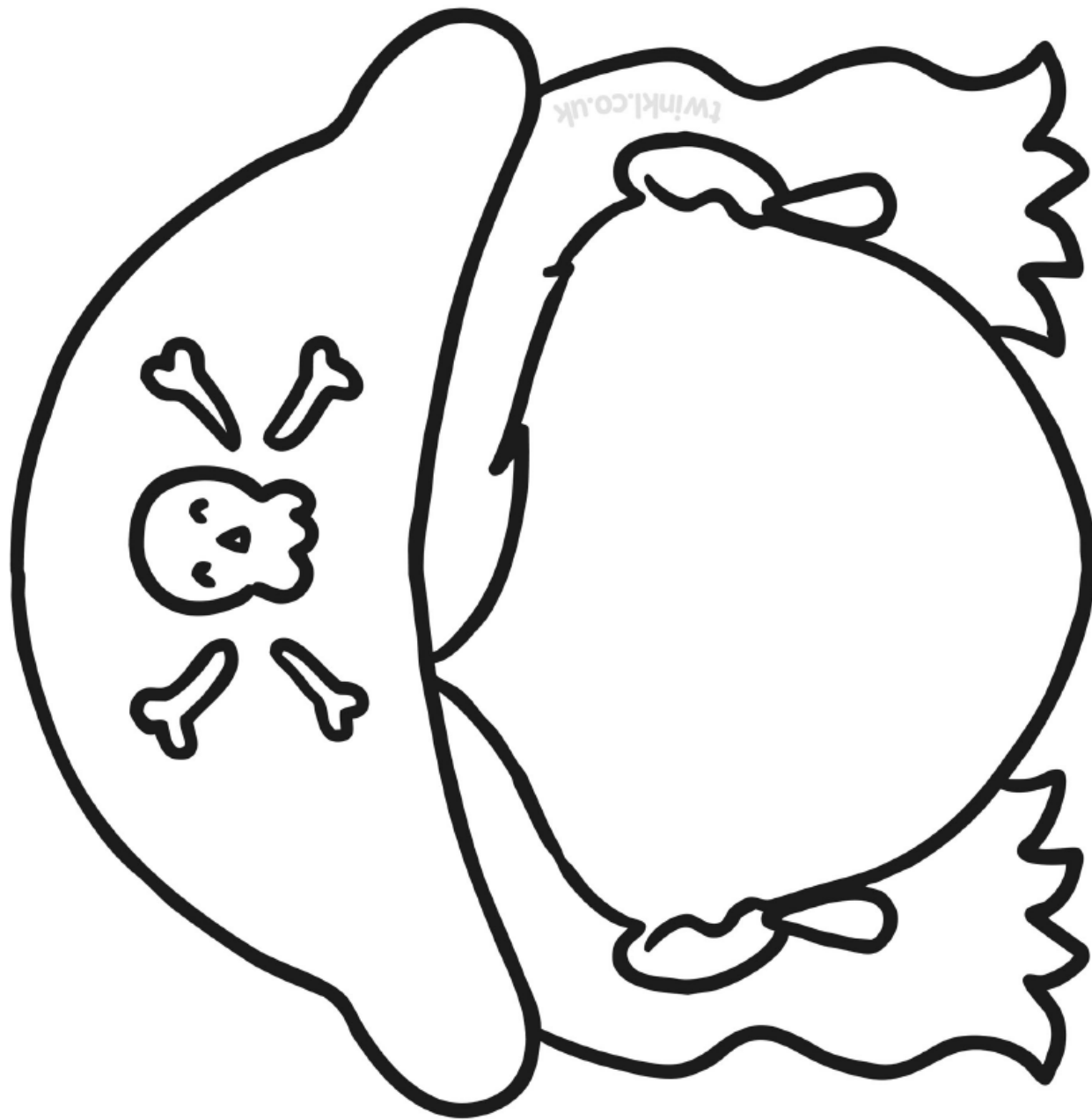
$$24 = \text{brown}$$

$$20 = \text{yellow}$$

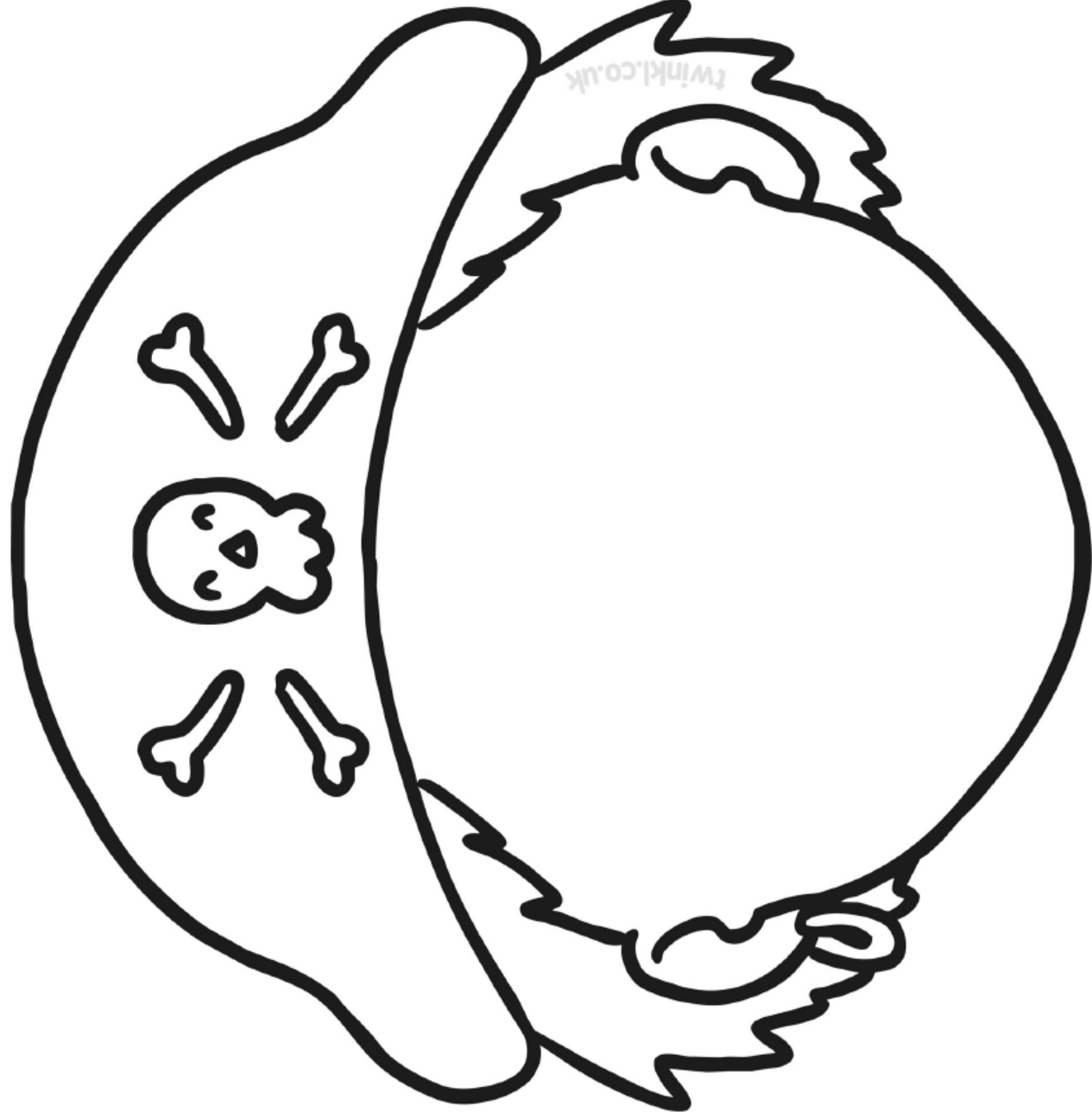


FRIDAY - Draw yourself as a pirate!


My Pirate Face



My Pirate Face



Make a Pirate



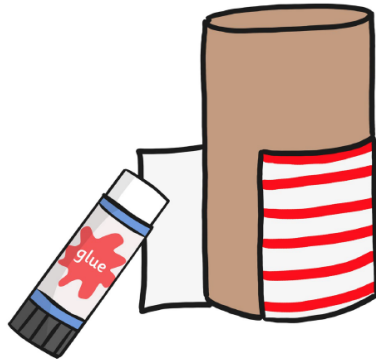
You will need:
a cardboard tube
coloured paper
wool
scissors
glue
coloured pens



twinkl
www.twinkl.co.uk
Copyright © 2015 twinkl

1

Stick a strip of coloured paper round the bottom half of the tube.



twinkl
www.twinkl.co.uk
Copyright © 2015 twinkl

2

Draw a face on your pirate and stick on a paper beard.



twinkl
www.twinkl.co.uk
Copyright © 2015 twinkl

3

Make your pirate a paper hat and hair out of wool.



twinkl
www.twinkl.co.uk
Copyright © 2015 twinkl

4


Leave your pirate to dry in a warm place.



twinkl
www.twinkl.co.uk
Copyright © 2015 twinkl


Send your teacher a photo of your pirate when you're finished!

Treasure Map

Put an  where the treasure is buried.



www.twinkl.co.uk
Copyright © 2010 twinkl Ltd



twinkl

Cut out and make your own treasure map!

