














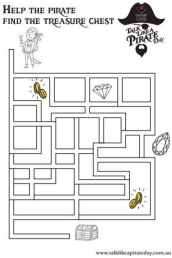





Engadine West Public School Learning From Home – Stage ES1

Term 3 Week 10	Monday	Tuesday	Wednesday	Thursday	Friday						
Task	Draw a self portrait of a family member. Ask them to draw one of you too.	Write 3 small things you appreciate today. Show your family.	Write: I am grateful for (a new skill you have learned).	Set the table for dinner and make a little thankyou card to leave for each person.	Ask a family member to do a rainbow walk with you outside. Look for something red, blue, orange, yellow, green and brown.						
Morning Session	<p>Spelling and Phonics Focus - soft /th/ Listen to our sound song. https://www.youtube.com/watch?v=yM3dMF-Bxuk Sound Waves Code: spot217 Click on the green thong icon with /th/ underneath. Listen to the two /th/ focus sound videos. Complete some online games.</p>	<p>Ranger Jamie Incursion Topic: Living Things Virtual Incursion 9:30 AM Join Zoom Meeting https://nsweducation.zoom.us/j/62827506217?pwd=cHFDS2tiLOFjWFEya1c1V1RlSE52Zz09 Meeting ID: 628 2750 6217 Passcode: 101010 Additional resources https://symbiozoo.com.au/online-animal-activities/</p>	<p>Spelling and Phonics Focus - hard /th/ Listen to our sound song. https://www.youtube.com/watch?v=yM3dMF-Bxuk Sound Waves Code: spot217 Click on the green feather icon with /th/ underneath. Listen to the two /th/ focus sound videos. Complete some online games.</p>	<p>Spelling and Phonics Focus - soft & hard /th/ An adult is asked to read these words to their child. Students are asked to identify if the /th/ is a soft or hard sound e.g. ‘them’ has a hard /th/.</p> <table><tr><td>them</td><td>thong</td><td>this</td></tr><tr><td>that</td><td>with</td><td>bath</td></tr></table> <p>Can you use one of these words in a sentence and write in your book?</p>	them	thong	this	that	with	bath	<p>Spelling and Phonics Pirate word search</p> <div></div> <p>https://drive.google.com/file/d/1mtPVrlfcoL0g7dlmfy_Y_dAiUBTu74/view?usp=sharing</p>
	them	thong	this								
that	with	bath									
<p>Reading  Log into PM readers. Select a new text. Goal:https://www.youtube.com/watch?v=g2qTCMprE2w Visualizing - helps students connect with the text by playing a “movie” in their mind as they read the story</p>		<p>Reading  Log into PM readers. Select a new text.</p>	<p>Reading  Log into PM readers. Select yesterday’s text.</p>	<p>Reading - Listen to https://www.youtube.com/watch?v=Vd8_Y1bEzA8</p> <div></div>							

	<p>Writing Weekly Focus: Exclamation Marks: These are used to show strong emotion in your writing. https://www.yout-ube.com/watch?v=5fTjQ0MaFi Writing Activity: In your workbook write; I discovered a new planet in our solar system. Use adjectives to describe your planet. For example: My planet's name is, it is big, small, cold, hot etc. Add an interesting fact about your planet. Underline the adjectives and circle the exclamation marks. Optional: Draw a picture of what your planet looks like.</p>		<p>Writing The Skies Above My Eyes https://www.yout-ube.com/watch?v=FvMxw63firU This story takes us from Earth, to space and back! In your workbook write 3 facts that you discovered in the story. Optional: Write 3 things you found out watching the Living Things Virtual Incursion yesterday.</p>	<p>Writing https://www.abc.net.au/btn/classroom/edge-of-space/1 In your workbook write: I would like to go on a mission to the moon because.... Optional: https://www.yout-ube.com/watch?v=5fTjQ0MaFi Write 2 more sentences using exclamation marks. Stop it! * *</p>	<p>Writing Ahoy Mateys, this is Captain Hook speaking! Welcome to Talk Like A Pirate Day! https://www.yout-ube.com/watch?v=y4m_BW5yddU Get to work or walk the plank! In your workbook write: If I were a pirate I would ... Draw a what you would want to find in a treasure chest. Optional: Aaaaa-h me hearties! Use newspaper or cardboard to make a pirate hat. Decorate the front with a skull and crossbones. or Print this colouring sheet and add speech to the parrot's speech bubble https://bit.ly/3yVnyKQ</p>
<p>Recess Break</p>	<p>Take a 30-minute break. Run around, have something to eat, do something you enjoy.</p>				
<p>Middle Session</p>	<p>T3 Revision (More or Less) Guess My Number Game  Using cards/numbers written on paper/lego, order the numbers from 1-10 and play a game of guess the number! One player picks the number and the other person has three turns to guess! Give the person clues by saying higher/lower or more/less each time they say a number. Switch turns</p>	<p>T3 Revision (Volume and Capacity) </p>	<p>T3 Revision (Patterns) Julia and Grover Search for Patterns Ice Cream Patterns The Kindergarten teachers love ice cream! Can you make an ice cream pattern? You might like to have a pattern with 3 flavours or perhaps even more! Here are some examples below.</p>	<p>T3 Revision (Multiplication and Division) Fair Share  The Spotty Octopus Henrietta the Octopus has lost her spots! She has 8 legs with 2 spots on each leg. Can you draw a picture of Henrietta with her 8 legs that have 2 spots on each leg?</p>	<p>T3 Revision (Subtraction)   Walk the Plank Game The game requires 2 or more players. Draw a number line from 1-20. Then each player picks a character/counter. Place this on the number 20 on the number line. The aim of the</p>

	<p>so the other player gets a turn. To make it difficult, play guess the number with numbers from 1-30!</p> <p><i>Optional Activity:</i> Pinch a Ten! Play a game of Pinch a ten using counters/pasta/lego to see if you can get ten! Instead of placing the counters on the board, write down the number if it was less than 10 or more than ten!</p>	<p>The Shopping Basket In your workbooks, can you write down 3 items that I could buy at the shops that fit into my shopping basket?</p> <p>Then can you write down 3 items that would not fit into my shopping basket?</p> <p><i>Optional Activity:</i></p>  <p>POPCORN VOLUME</p> <p>Using only paper and sticky tape, can you make a container that can hold popcorn? The bigger container you make, the more popcorn you get to have!</p>	 <p></p> <p>Once you've made your ice cream pattern, send it to your teacher on seesaw!</p> <p><i>Optional Activity:</i> Elmo and Craig Robinson see a pattern</p>  <p>Pattern Caterpillars Can you make a caterpillar that has a repeating pattern?</p>	<p><i>Optional Activity:</i></p>  <p>Sharing Monster Eyes Draw 2 monsters or 4 monsters without any eyes! Then see if you can share 12 eyes equally with the monsters you have drawn!</p> <p>A good tip is to give each monster 1 eye at a time!</p>	<p>game is to ensure that you do not reach 0 first otherwise you walk the plank and lose the game! Take turns rolling the die, subtracting from the number your character is on.</p> <p><i>Optional Activity:</i> https://drive.google.com/file/d/1PAirz45f-43nkldtcmlK34_05a_eFdcC/view?usp=sharing</p> 
Lunch Break	Take a 60-minute break. Run around, have something to eat, do something you enjoy.				
Afternoon Session	<p>Science and technology Farm to Family - It's In The Design</p>	<p>Sport It's the last week of Term and you have done amazing job learning new things. Spend 15mins doing your favourite physical activity. Here are some ideas:</p> <ul style="list-style-type: none"> • Jump on the trampoline • Go for a bike ride • Bounce a ball • Do yoga 	<p>Health - Sun Safety Watch - You've gotta be sun smart https://youtu.be/Fwa49vPr-3I</p>  <p>In your workbook draw a</p>	<p>EWPS Sport Captains Fitness Zoom Dress up in your sport colours and join our school Sport Captains for some fitness and fun. Prizes awarded to the house that has the most participants ●●●●</p> <p>https://drive.google.com/file/d/1s9H2is-qvvYMk1-NWtR6_DFu9jrbMrc3/view?usp=sharing</p>	<p>Funday Friday - Optional Talk like a pirate day Create your own pirate name https://drive.google.com/file/d/1TNFBmAWgVA5c8dHb2GQLa4uE1ROwFFD/view?usp=sharing</p>



We can use fibres for specific purposes. We can design a product to protect animals.

Open lesson 4, "It's In the Design", by clicking the link below.

<http://ing.co/class/9wu>

Code: 6943

Watch the stimulus video "Sheep" and answer these questions.

Why is this video funny?

What happens to our wool after shearing?

Look at Page 5. How are the dogs being protected?

Think of an animal and what you could make to protect it.

Draw the animal and what you could make for it.

- Dance to your favourite music
- Kick a ball
- Go for a walk
- Ride your scooter
- Hula hoop
- Go Noodle
- Cosmic yoga
- Play hopscotch
- Skip with a rope
- Blow up a balloon - keep it off the ground

picture of you at the beach and all of the things you need to be sun smart eg hat, sunscreen, shirt, shade, sunglasses.

[ng](#)

Creative Arts - Dance

OPTIONAL:

Celebrate!



As this is the last week of school before the school holidays begin, we are going to 'Celebrate' by moving our bodies along with the music in the clip below.

Turn up the volume!

Stand up and dance!!!

Let the celebration begin.

<https://www.yout-ube.com/watch?v=8Lu41LulQos>

Can you move to the music and freeze when it stops?

Try moving and freezing along to this clip.

<https://www.yout-ube.com/watch?v=388Q44ReOWE>



Make a pirate treat

https://drive.google.com/file/d/1eHPithytjZdkmt_nc6vgjsXmCxDPny2/view?usp=sharing



Optional Activities

Complete an activity on Reading Eggs and Maths Seeds each day

<https://www.abc.net.au/tveducation/>

Guess Who?

? Mrs Roach

? Mrs Duncum

? Miss McPherson

? Mr Edwards

? Mrs Evans

? Mr Smith

? Mrs Sterling

? Miss Gaut

? Mrs Davison

